



Talenti  
OUTDOOR LIVING

PREMIUM ALU



**GRÜN**  
**BECK**  
DESIGNERS & INTERIORS

**Talenti**<sup>®</sup>  
OUTDOOR LIVING

PREMIUM ALU



# Style Premium ALU

Talenti presenta le nuove collezioni ispirate alle calde e luminose atmosfere dei paesi che si affacciano sul Mar Mediterraneo declinando influenze e gusti con l'eleganza e lo stile minimal delle migliori scuole di design italiano e internazionale.


A raccontare lo splendore non solo della nostra bella Italia ma anche di Spagna, Francia, Grecia e Nord Africa sono i colori: la luminosità abbagliante del bianco, mitigata dai toni sobri ed eleganti dell'écru e del grigio, lascia spazio alla profondità del verde, alle sfumature calde e avvolgenti della terracotta, alla meraviglia dei fiori d'amaranto, al giallo vibrante dei limoneti del Sud.

Come mutuandoli da una tavolozza impressionista, con i colori si gioca sapientemente: talvolta essi spiccano come pennellate pure e vibranti e talvolta fanno da raffinata cornice alla vera protagonista, la natura. Questa maestria, unita alla ricercatezza di materiali e finiture, darà vita a case e giardini piene di sole, mare e pura gioia.


**The new collections presented by Talenti are all inspired to the warm and bright atmospheres that you can breathe in the countries lapping the Mediterranean Sea. Characterised by high-quality elegance and minimal style, they are the fruit of the best international and Italian design schools.**

**The use of colours allows to describe not only the beauty of Italy, but also the splendour of Spain, France, Greece and North Africa: the brightness of the white, tempered by the sober and elegant tone of the écru and grey, makes way to the intensity of the green, along with the warm shades of terracotta, the charm of the amaranth flowers and the yellow vibrancy of the south lemon orchards.**

**As in an impressionist palette, our designers have created plays of colours, sometimes pure and vibrant and sometimes coprotagonists of nature, the real star. This mastery, together with the quality and research for the materials will bring in your homes and gardens plenty of sun, sea and absolute joy.**







LUDOVICA SERAFINI + ROBERTO PALOMBA

MARCO ACERBIS

CHRISTOPHE PILLET

RAMÓN ESTEVE

FILIPPO CAGNOTTO

CRISTIAN VISENTIN

Argo	George	Panama	Swipe
Capri	Karen	Salinas	Tribal
Cruise	Malè	Scacco	Tweet
Cliff	Nalu	Skyline	Venice
Frame	Nido	Slam	

Alabama	Jun	Milo	Thea
Cleo	Lake	MrX	Tod
Coral	Leaf	Reef	

Allure  
Ever

Casilda  
Cottage

Path

Moon

# — TALENTI'S — DESIGNERS TEAM —



CARLO COLOMBO

TERESA SAPEY

JEAN PHILIPPE NUEL

KARIM RASHID

NICOLA DE PELLEGRINI

NICCOLÒ ADOLINI

MARIATERESA CASAROLA

Tressé

Nami

Riviera

Breez

Tikal

Kukà  
Musa

Chora





# INDEX

Swipe	09
Coral	37
CleoSoft//alu	89
Frame	139
Dolcevita//alu	167
Nido	199
Capri	219
Slam//Rope	237
Moon//alu	261
Panama	313
Lake	397
Malè	415
Tweet	447
Reef	459
Alabama//alu	475
Milo	499
Breez	541
Sacco	547





## Swipecollection

Design Ludovica Serafini + Roberto Palomba

Disegnato dallo studio Palomba Serafini nasce Swipe, con la volontà di creare una collezione che, come evoca lo stesso nome, fosse dominata dal movimento. Un progetto che unisce estrema comodità a un design dalla forte personalità, caratterizzato dal contrasto tra le morbide linee delle sedute e le geometrie create dalle versatili corde imbottite. L'utilizzo dell'alluminio per la struttura non impedisce agli elementi di questa collezione di svilupparsi in totale assenza di rigidità: gli schienali di divani e poltrone contengono la cuscineria generosa, aprendosi alle estremità, come ad accogliervi in un abbraccio, mentre gli elementi dining della collezione sembrano fluttuare in aria grazie al gioco di trasparenze della base a intreccio.

Design by Studio Palomba Serafini is born Swipe, with the desire to create a collection that, as the name suggests, was dominated by movement. A project that combines extreme comfort with a design with a strong personality, characterized by the contrast between the soft lines of the seats and the geometries created by the versatile padded strings. The use of aluminum for the structure does not prevent the elements of this collection to develop in total absence of rigidity: the backs of sofas and armchairs contain generous cushions, opening at the ends, as if to welcome you in an embrace, while the dining elements of the collection seem to float in the air thanks to the interplay of transparencies of the woven base.








## Swipecollection


sofa dx, sofa oblique, living armchair & coffee table  
white frame  
tapioca colour rope  
cushions in warm white colour  
deco in beige, plain white & warm white colour  
concrete beige top table






















## Swipecollection


sunbed & coffee table D45  
graphite frame  
graphite colour rope  
cushions in mouse grey colour  
concrete grey top table













## Swipecollection

sunbed & coffee table D45  
navy blue frame  
true navy blue colour rope  
cushions in true navy blue colour  
concrete blue top table









# Swipecollection

Design Ludovica Serafini + Roberto Palomba

## Finishing

Aluminium frame



Synthetic padded ropes



Seat / backrest / armrest fabric cushions



Pillows fabric 50x50 45x35 (optional)



Gres table top



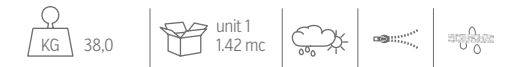
Concrete table top



SOFA 2 SEATER / CODE: SWIDIV2



	Width	Depth	Height	H. armrest	H. seat	H. cushion
cm	195	100	73	65	44	36
inch	76,8	39,4	28,7	25,6	17,3	14,2



SOFA DX / CODE: SWIDX



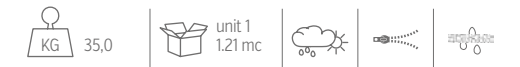
	Width	Depth	Height	H. armrest	H. seat	H. cushion
cm	176	100	73	65	44	36
inch	69,3	39,4	28,7	25,6	17,3	14,2



SOFA SX / CODE: SWISX



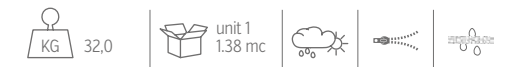
	Width	Depth	Height	H. armrest	H. seat	H. cushion
cm	176	100	73	65	44	36
inch	69,3	39,4	28,7	25,6	17,3	14,2



SOFA OBLIQUE END DX / CODE: SWIOBLENDX



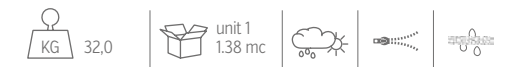
	Width	Depth	Height	H. armrest	H. seat	H. cushion
cm	182	104	73	65	44	36
inch	71,7	40,9	28,7	25,6	17,3	14,2



SOFA OBLIQUE END SX / CODE: SWIOBLENDX



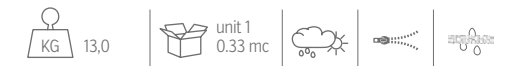
	Width	Depth	Height	H. armrest	H. seat	H. cushion
cm	182	104	73	65	44	36
inch	71,7	40,9	28,7	25,6	17,3	14,2



POUF / CODE: SWIPUF



	Width	Depth	Height
cm	90	90	44
inch	35,4	35,4	17,3





SOFA CHAISE LOUNGE DX / CODE: SWICLDX



	Width	Depth	Height	H. armrest	H. seat	H. cushion
cm	178	118	73	65	44	36
inch	70.1	46.5	28.7	25.6	17.3	14.2



SOFA CHAISE LOUNGE SX / CODE: SWICLSX



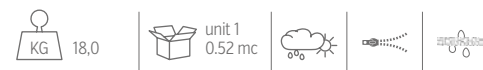
	Width	Depth	Height	H. armrest	H. seat	H. cushion
cm	178	118	73	65	44	36
inch	70.1	46.5	28.7	25.6	17.3	14.2



LIVING ARMCHAIR / CODE: SWIPL



	Width	Depth	Height	H. armrest	H. seat	H. cushion
cm	93	77	73	65	44	36
inch	36.6	30.3	28.7	25.6	17.3	14.2



SWIEL ARMCHAIR / CODE: SWIPLG



	Width	Depth	Height	H. armrest	H. seat	H. cushion
cm	93	77	73	65	44	36
inch	36.6	30.3	28.7	25.6	17.3	14.2



PLAZA COFFEE TABLE D45 / CODE: PLATC45




	Width	Depth	Height
cm	45	45	48
inch	17.7	17.7	18.9



PLAZA COFFEE TABLE 80X65 / CODE: PLATC8065



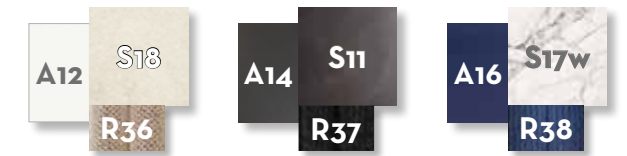
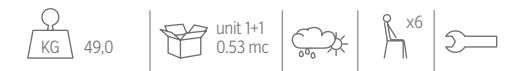
	Width	Depth	Height
cm	80	65	35
inch	31.5	25.6	13.8



DINING TABLE D150 / CODE: SWITPD150



	Width	Depth	Height
cm	150	150	75
inch	59.1	59.1	29.5



DINING TABLE 220X110 / CODE: SWITP220



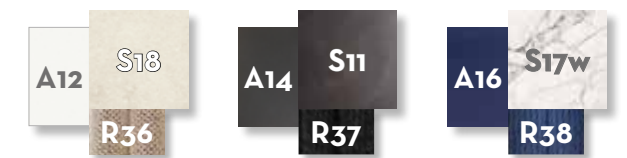
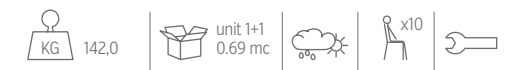
	Width	Depth	Height
cm	220	110	75
inch	86.6	43.3	29.5



DINING TABLE 300X110 / CODE: SWITP300



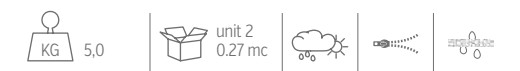
	Width	Depth	Height
cm	300	110	75
inch	118.1	43.3	29.5



DINING ARMCHAIR / CODE: SWIPP



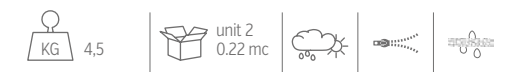
	Width	Depth	Height	H. armrest	H. seat	H. cushion
cm	62	59	75	72	46	6
inch	24.4	23.2	29.5	28.3	18.1	2.4



DINING CHAIR / CODE: SWISP



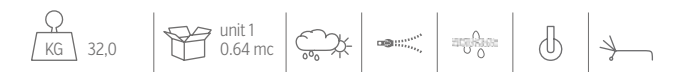
	Width	Depth	Height	H. armrest	H. seat	H. cushion
cm	51	58	75	72	46	6
inch	20.1	22.8	29.5	28.3	18.1	2.4



SUNBED / CODE: SWILET



	Width	Depth	Height	H. cushion
cm	205	87	36	29
inch	80.7	34.3	14.2	11.4







## **Coral**collection

Design Marco Acerbis

Ispirata alla modularità, la collezione Coral è caratterizzata da materiali quali alluminio e corda che impreziosiscono il prodotto e ne garantiscono la qualità nel tempo. Le linee pulite e le composizioni equilibrate della collezione sono arricchite da una serie di complementi che permettono un alto livello di utilizzabilità e confort. Il tema della corda è preponderante e lo si ritrova anche come dettaglio nelle impugnature delle sedute, nel side table o nei pouf. I divani sono caratterizzati da un volume solido sulla seduta, addolcita dai cuscini decorativi, in contrasto con le sedie e le sedute lounge la cui struttura esile e raffinata introduce il tema della leggerezza.

Coral Collection is inspired by modularity and it is characterized by materials, such as aluminum and rope, that embellish the product and at the same time grant its quality in the long term. The clean lines and the balanced compositions are enriched by a series of accessories that allow a high level of usability and comfort. The theme of the rope is predominant and it is possible to find it also as detail in the handles of the seats, in the side table or in the pouf. The Sofas, that are softened by the decorative cushions, are characterized by the solid volume of the seat creating a contrast with the chairs and the lounge seats whose thin and refined structure introduces the theme of lightness instead.







## Coralcollection

lounge rope armchair, coffee table 50x50  
white frame  
beige colour rope  
cushions in warm white colour  
ceramic beige top table









## Coralcollection

sofa lounge sx, side table  
white frame  
beige colour rope  
cushions in warm white colour  
ceramic beige top table



























## Coralcollection

daybed  
white frame  
beige colour rope  
cushions in warm white colour  
ceramic beige top table
















## Coralcollection

sofa lounge dx, sofa cx, sofa corner  
cleo arc lamp  
graphite frame  
dark grey colour rope  
cushions in grey colour  
deco in blue ice & grey colour










## Coralcollection

coffee table 120x80, 100x100  
graphite frame  
ceramic charcoal top table





























# Coral collection

## Design Marco Acerbis

### Finishing

Aluminium frame



white



graphite

Synthetic ropes



dark grey



beige

Gres table top



beige



charcoal

Seat / back (70x45) fabric cushions




dark grey



warm white

Curtain fabric



white

Pillows fabric 50x35 (optional)



mélange beige



peach



blue ice



dark grey



warm white

SOFA / CODE: CORDIV



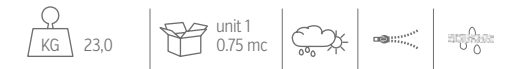
	Width	Depth	Height	H. seat	H. cushion
cm	180	90	66	41	22
inch	70,9	35,4	26,0	16,1	8,7



SOFA CORNER / CODE: CORANG



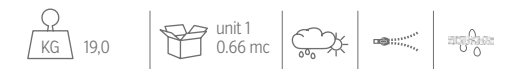
	Width	Depth	Height	H. seat	H. cushion
cm	101	101	66	41	22
inch	39,8	39,8	26,0	16,1	8,7



SOFA CX / CODE: CORCX



	Width	Depth	Height	H. seat	H. cushion
cm	90	101	66	41	22
inch	35,4	39,8	26,0	16,1	8,7



SOFA LONGUE DX / CODE: CORLONDX



	Width	Depth	Height	H. seat	H. cushion
cm	101	190	66	41	22
inch	39,8	74,8	26,0	16,1	8,7



SOFA LONGUE SX / CODE: CORLONSX



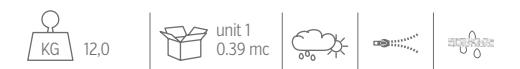
	Width	Depth	Height	H. seat	H. cushion
cm	101	190	66	41	22
inch	39,8	74,8	26,0	16,1	8,7



POUF / CODE: CORPUF



	Width	Depth	Height	H. cushion
cm	90	90	41	22
inch	35,4	35,4	16,1	8,7





LIVING ARMCHAIR / CODE: CORPLIV



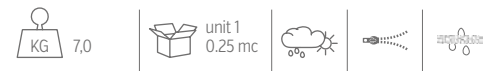
	Width	Depth	Height	H. seat	H. cushion
cm	88	90	66	41	22
inch	34,6	35,4	26,0	16,1	8,7



LOUNGE ROPE ARMCHAIR / CODE: CORPLONRP



	Width	Depth	Height	H. armrest	H. seat	H. cushion
cm	65	60	74	58	44	7
inch	25,6	23,6	29,1	22,8	17,3	2,8



LOUNGE ARMCHAIR / CODE: CORPLON




	Width	Depth	Height	H. seat
cm	77	86	74	37
inch	30,3	33,9	29,1	14,6



OTTOMAN / CODE: COROTT




	Width	Depth	Height
cm	62	43	32
inch	24,4	16,9	12,6



COFFEE TABLE 120x80 / CODE: CORTC120




	Width	Depth	Height
cm	120	80	40
inch	47,2	31,5	15,7



COFFEE TABLE 100x100 / CODE: CORTC100




	Width	Depth	Height
cm	100	100	30
inch	39,4	39,4	11,8



COFFEE TABLE / CODE: CORTC50



	Width	Depth	Height
cm	50	50	35
inch	19,7	19,7	13,8



SIDE TABLE / CODE: CORTL




	Width	Depth	Height
cm	57	35	60
inch	22,4	13,8	23,6



DINING TABLE 240x120 / CODE: CORTP240




	Width	Depth	Height
cm	238	118	75
inch	93,7	46,5	29,5



DINING TABLE D120 / CODE: CORTP120




	Width	Depth	Height
cm	120	120	75
inch	47,2	47,2	29,5



DINING TABLE 90x90 / CODE: CORTP90




	Width	Depth	Height
cm	90	90	75
inch	35,4	35,4	29,5



BAR TABLE 75x75 / CODE: CORTB75



	Width	Depth	Height
cm	75	75	105
inch	29,5	29,5	41,3





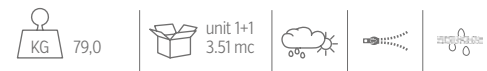
SUNBED / CODE: CORLET



	Width	Depth	Height	H.cushion
cm	200	82	30	8
inch	78,7	32,3	11,8	3,1



DAYBED / CODE: CORBED




	Width	Depth	Height	H.seat	H.cushion
cm	218	218	200	42	22
inch	85,8	85,8	78,7	16,5	8,7



DINING CHAIR / CODE: CORSP



	Width	Depth	Height	H.armrest	H.seat	H.cushion
cm	61	60	78	65	47	5
inch	24,0	23,6	30,7	25,6	18,5	2,0



DINING ARMCHAIR / CODE: CORPP




	Width	Depth	Height	H.armrest	H.seat
cm	60	65	83	63	46
inch	23,6	25,6	32,7	24,8	18,1



BAR STOOL / CODE: CORSGA




	Width	Depth	Height	H.armrest	H.seat
cm	60	50	100	87	80
inch	23,6	19,7	39,4	34,3	31,5



LAMP H125 / CODE: CORL01



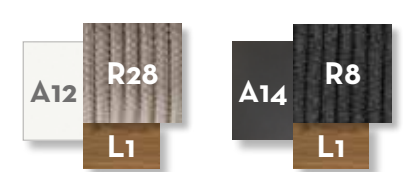
	Width	Depth	Height
cm	31	31	125
inch	12,2	12,2	49,2



LAMP H95 / CODE: CORL02




	Width	Depth	Height
cm	31	31	95
inch	12,2	12,2	37,4



LAMP H45 / CODE: CORL03



	Width	Depth	Height
cm	28	28	45
inch	11,0	11,0	17,7







## **CleoSoft**collection // Alu

Design Marco Acerbis

Filo conduttore della collezione Cleo Alu è la creazione di un prodotto giovane, dinamico, capace di coinvolgere emotivamente chi lo osserva. Una collezione nata dalla voglia di sperimentare un gioco di contrasti e di combinazioni materiche inedite: la leggerezza dell'alluminio, l'attualità delle superfici in vitre, la sorprendente eleganza dei rivestimenti tessili e una nuova cuscineria morbida di grande accoglienza e confort concorrono a creare una linea che si adatta perfettamente ad ogni stile o spazio esterno.

The leading principle of the Cleo Alu collection is the creation of a young and dynamic line, capable of emotionally involving the observer. Cleo alu collection is driven by the desire to experiment with contrasts and unprecedented combinations of materials: the lightness of the aluminium, the modernity of the vitre surfaces and the surprising elegance of the upholstery are combined with a new soft cushioning that is very welcoming and comfortable, creating a new line that perfectly suits any style or outdoor space.










CleoSoftcollection  
// Alu

sofa end , pouf & coffee table 60x100  
white frame  
cushions in silver colour  
deco in silver, white & plain sky colour













## CleoSoftcollection // Alu

sofa end & coffee table D 100 - D75  
white frame  
cushions in silver colour  
top Vitter light metal colour





















CleoSoftcollection  
// Alu

canopy sofa  
white frame  
cushions in silver colour  
deco in silver, white & plain sky colour















## CleoSoftcollection

// Alu

padded tub chair & dining table 220x100  
white frame  
cushions in silver colour  
top Vitter light metal colour

























## CleoSoftcollection

// Alu

daybed  
reed green frame  
cushions in warm white colour  
textilene in dove colour









# CleoSoft collection // Alu

## Design Marco Acerbis

### Finishing


Aluminium frame



reed green



white



graphite

Vitter table top



light metal



dark grey



natural teak colour

Accoya wood table top

Cushions / covering fabric



warm white



dark grey



silver

Canopy textile



white



dove

Curtain fabric



white

Pillows fabric 50x50 (optional)



beige mélange



warm white



dark grey



silver



plain bordeaux



plain sky



plain white

SOFA CORNER / CODE: CLEALUANG



	Width	Depth	Height	H. seat	H. cushion
cm	100	100	65	40	20
inch	39,4	39,4	25,6	15,7	7,9



SOFA CX / CODE: CLEALUCK



	Width	Depth	Height	H. seat	H. cushion
cm	100	100	65	40	20
inch	39,4	39,4	25,6	15,7	7,9



LIVING ARMCHAIR / CODE: CLEALUPLIV




	Width	Depth	Height	H. seat	H. cushion
cm	110	100	65	40	20
inch	43,3	39,4	25,6	15,7	7,9



CANOPY SOFA / CODE: CLEALUCANO



	Width	Depth	Height	H. seat	H. cushion
cm	230	100	200	40	20
inch	90,6	39,4	78,7	15,7	7,9



SOFA / CODE: CLEALUDIV



	Width	Depth	Height	H. seat	H. cushion
cm	230	100	65	40	20
inch	90,6	39,4	25,6	15,7	7,9



POUF LIVING / CODE: CLEALUPUF



	Width	Depth	Height	H. cushion
cm	100	100	40	20
inch	39	39	16	7,9






COFFEE TABLE D100 / CODE: CLEALUTC1



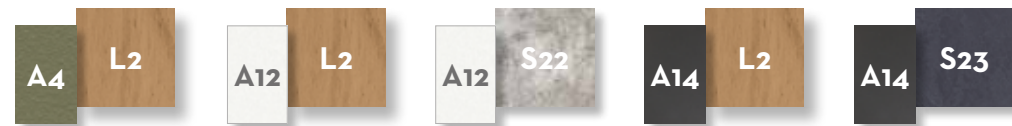
	Width	Depth	Height
cm	100	100	30
inch	39,4	39,4	11,8



COFFEE TABLE D75 / CODE: CLEALUTC2



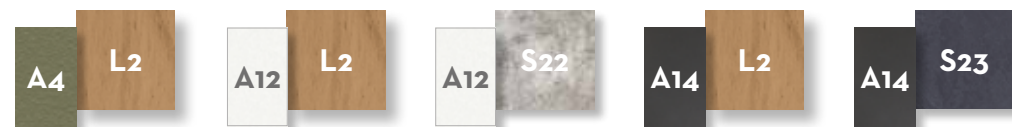
	Width	Depth	Height
cm	75	75	40
inch	29,5	29,5	15,7



COFFEE TABLE D50 / CODE: CLEALUTC3



	Width	Depth	Height
cm	50	50	50
inch	19,7	19,7	19,7



COFFEE TABLE 60X100 / CODE: CLEALUTC4



	Width	Depth	Height
cm	100	60	20
inch	39,4	23,6	7,9



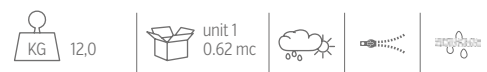
COFFEE TABLE 100X100 / CODE: CLEALUTC5



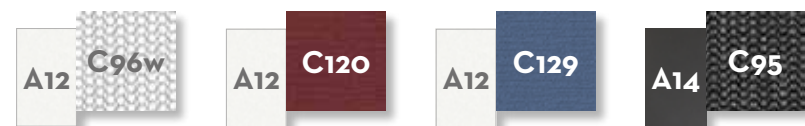
	Width	Depth	Height
cm	100	100	20
inch	39,4	39,4	7,9



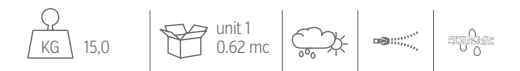
LOUNGE ARMCHAIR / CODE: CLEALUPL



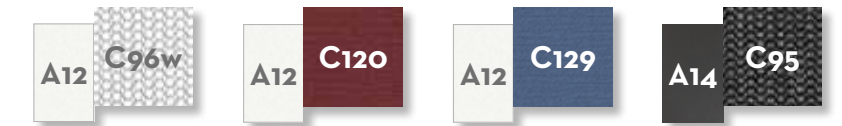
	Width	Depth	Height	H. seat	H. cushion
cm	90	85	73	35	5
inch	35,4	33,5	28,7	13,8	2,0



ROCKING CHAIR / CODE: CLEALUPD




	Width	Depth	Height	H. seat	H. cushion
cm	90	85	73	35	5
inch	35,4	33,5	28,7	13,8	2,0



DINING TABLE 220X100 / CODE: CLEALUTP220




	Width	Depth	Height
cm	220	100	75
inch	86,6	39,4	29,5



DINING TABLE 150X150 / CODE: CLEALUTP150



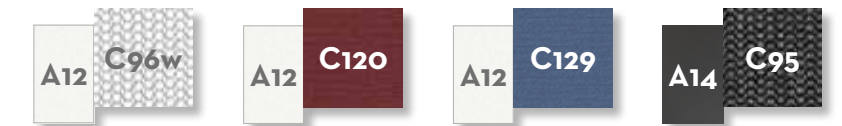
	Width	Depth	Height
cm	150	150	75
inch	59,1	59,1	29,5



PADDED TUB CHAIR / CODE: CLEALUPPZ



	Width	Depth	Height	H. seat
cm	60	55	76	45
inch	23,6	21,7	29,9	17,7



SUNBED / CODE: CLEALULET



	Width	Depth	Height	H. cushion
cm	214	81	33	13
inch	84,3	31,9	13,0	5,1



DOUBLE SUNBED / CODE: CLEALULET2



	Width	Depth	Height	H. cushion
cm	204	150	33	13
inch	80,3	59,1	13,0	5,1






DAYBED / CODE: CLEALUDBED



	Width	Depth	Height	H.cushion
cm	204	156	200	13
inch	80,3	61,4	78,7	5,1



ARC LAMP / CODE: CLEALUL02




	Width	Depth	Height
cm	201	45	225
inch	79,1	17,7	88,6



LANTERN H66 / CODE: CLEL01




	Width	Depth	Height
cm	35	35	66
inch	13,8	13,8	26,0



LANTERN H90 / CODE: CLEL02





	Width	Depth	Height
cm	40	40	90
inch	15,7	15,7	35,4



LANTERN H120 / CODE: CLEL03



	Width	Depth	Height
cm	45	45	120
inch	17,7	17,7	47,2







## Framecollection

Design Ludovica Serafini + Roberto Palomba

Caratterizzata dall'accostamento di strutture in alluminio, intrecci in corda e confortevoli cuscinature, indiscutibile la sua sensuale presenza nello spazio outdoor. L'intreccio della corda imbottita sulla struttura tubolare crea una finestra reticolata che regala affascinanti giochi di luce quando i raggi si posano sulle fessure. Volumi leggeri e sensuali per un perfetto relax outdoor e per una perfetta privacy visiva.

Frame Collection is characterized by the juxtaposition of aluminum structures, rope interweaving and comfortable cushions that make indisputable its sensual presence in the outdoor space. The interweaving of the padded rope on the tubular frame creates a reticulated window capable of giving fascinating plays of light when the rays lay on the slits. The light and sensual volumes are ideal for a perfect outdoor relax and a perfect visual privacy.



























## Framecollection

barstool  
graphite frame  
rope in grey colour  
cushions in dark grey colour

















## Framecollection

barstool  
red frame  
rope in red colour  
cushions in indian red colour





# Framecollection

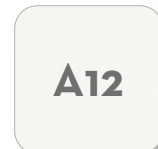
Design Ludovica Serafini + Roberto Palomba

## Finishing


Aluminium frame



red



white



graphite

Syntetic rope



grey



red

Seat / back (80x60) fabric cushions



dark grey



silver



indian red

Pillows fabric 55x55 45x45 (optional)



mèlange beige



dark grey



silver



plain grey



plain bordeaux



plain sky

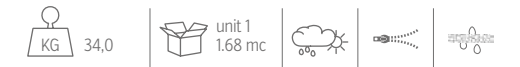


plain white

SOFA 3 SEATER / CODE: FMEDIV3



	Width	Depth	Height	H. seat	H. cushion
cm	240	90	70	40	17
inch	94,5	35,4	27,6	15,7	6,7



SOFA 2 SEATER / CODE: FMEDIV2



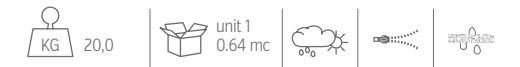
	Width	Depth	Height	H. seat	H. cushion
cm	200	90	70	40	17
inch	78,7	35,4	27,6	15,7	6,7



LIVING ARMCHAIR / CODE: FMEPL



	Width	Depth	Height	H. seat	H. cushion
cm	90	90	70	40	17
inch	35,4	35,4	27,6	15,7	6,7



POUF / CODE: FMEDIV2



	Width	Depth	Height	H. cushion
cm	76	85	40	17
inch	29,9	33,5	15,7	6,7

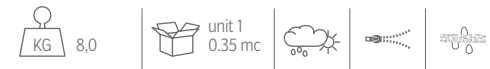




DINING CHAIR / CODE: FMEPP



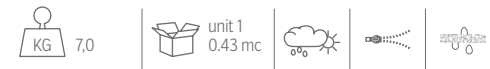
	Width	Depth	Height	H. seat	H. cushion
cm	62	65	75	47	1
inch	24,4	25,6	29,5	18,5	0,4



BAR STOOL / CODE: FMESGA



	Width	Depth	Height	H. armrest	H. seat	H. cushion
cm	60	63	103	91	75	4
inch	23,6	24,8	40,6	35,8	29,5	1,6



FOLDING TABLE 80X80 / CODE: FMETAV80



	Width	Depth	Height
cm	80	80	73
inch	31,5	31,5	28,7







## **Dolcevita**collection // Alu Design Studio Talenti

Dolcevita si evolve restando fedele a sé stessa, combinando la semplicità delle linee della versione in teak alla versatilità dell'alluminio. Una collezione dal carattere deciso, ma dallo stile raffinato, i cui elementi living, dining e relax nella duplice colorazione warm white e grafite, are characterized by the processing of finely woven rope, ceramic tops and cushions in neutral colors giving rise to a collection able to interpret outdoor living even in the smallest spaces, with a touch of modernity and personality.

Dolcevita evolves by remaining true to itself, combining the simplicity of the teak lines with the versatility of aluminium. A collection with a strong character, but with a refined style, whose living, dining and relaxation elements in the double color warm white and graphite, are characterized by the finely woven rope workmanship. ceramic tops and cushions in neutral colors, giving rise to a collection able to interpret outdoor living even in the smallest spaces, with a touch of modernity and personality.







## Dolcevitacollection

// Alu

lounge armchair & side table 45x45  
warm white frame  
rope in beige colour  
cushions in inkas white colour  
ceramic beige top table















## Dolcevitacollection // Alu

barstool & bar table D75  
warm white frame  
rope in beige colour  
cushions in inkas white colour  
ceramic beige top table












## Dolcevitacollection

// Alu

living armchair & Sylvie side table  
graphite frame  
rope in dark grey colour  
cushions in castle white colour  
ceramic dark grey top table


















## Dolcevitacollection

// Alu

dining armchair & barstool  
bar table D75 & dining table D90  
graphite frame  
rope in dark grey colour  
cushions in castle white colour  
ceramic dark grey top table





## Dolcevitacollection

// Alu

sunbed & coffee table D45  
graphite frame  
rope in dark grey colour  
cushions in castle white colour  
ceramic dark grey top table





# Dolcevitacollection // Alu

## Design Studio Talenti

### Finishing

Alluminium frame



warm white




graphite

Synthetic ropes



beige



dark grey

Seat / back / armrest fabric cushions



castle white



inkas white

Pillows fabric 50x50 45x45 (optional)



castle white



ecru linen



plain taupe



ecru beige



inkas white



plain mud

Gres table top



dark grey

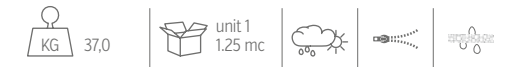


beige

SOFA / CODE: DOLALUDIV3



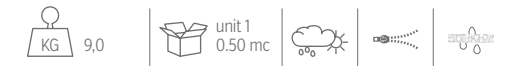
	Width	Depth	Height	H. seat	H. cushion
cm	200	89	82	40	15
inch	78.7	35.0	32.3	15.7	5.9



LIVING ARMCHAIR / CODE: DOLALUPL



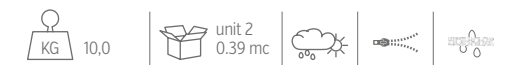
	Width	Depth	Height	H. seat	H. cushion
cm	85	92	82	40	15
inch	33.5	36.2	32.3	15.7	5.9



LOUNGE ARMCHAIR / CODE: DOLALUPLON



	Width	Depth	Height	H. armrest	H. seat
cm	70	70	80	57	38
inch	27.6	27.6	31.5	22.4	15.0



COFFEE TABLE D45 / CODE: DOLALUTLD45



	Width	Depth	Height
cm	45	45	31
inch	17.7	17.7	12.2



COFFEE TABLE D60 / CODE: DOLALUTLD60



	Width	Depth	Height
cm	60	60	41
inch	23.6	23.6	16.1



SIDE TABLE / CODE: DOLALUTL45

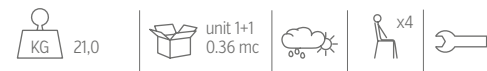


	Width	Depth	Height
cm	45	45	49
inch	17.7	17.7	19.3





DINING TABLE H66 / CODE: DOLALUTP66



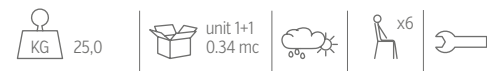
	Width	Depth	Height
cm	150	80	66
inch	59.1	31.5	26.0

DINING TABLE D90 / CODE: DOLALUTPD90



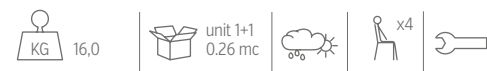
	Width	Depth	Height
cm	90	90	74
inch	35.4	35.4	29.1

DINING TABLE D120 / CODE: DOLALUTPD120



	Width	Depth	Height
cm	120	120	74
inch	47.2	47.2	29.1

BAR TABLE D75 / CODE: DOLALUTAVBARD75



	Width	Depth	Height
cm	75	75	102
inch	29.5	29.5	40.2

EXTENDING DINING TABLE 160/220X95 / CODE: DOLALUTP160




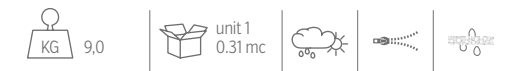
	Width	Depth	Height
cm	160/220	95	74
inch	63/84.6	37.4	29.1

EXTENDING DINING TABLE 200/265X100 / CODE: DOLALUTP200




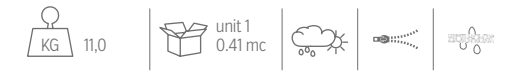
	Width	Depth	Height
cm	200/265	100	74
inch	78.7/102	39.4	29.1

DINING ARMCHAIR / CODE: DOLALUPP



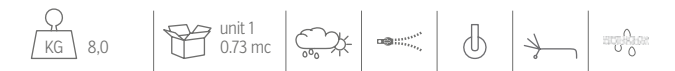
	Width	Depth	Height	H. armrest	H. seat	H. cushion
cm	62	56	83	64	45	3
inch	24.4	22.0	32.7	25.2	17.7	1.2

BAR STOOL / CODE: DOLALUSGA



	Width	Depth	Height	H. armrest	H. seat	H. cushion
cm	56	54	110	95	79	4
inch	22.0	21.3	43.3	37.4	31.1	1.6

SUNBED / CODE: DOLALULET



	Width	Depth	Height	H. seat	H. cushion
cm	78	200	38	38	4
inch	30.7	78.7	15.0	15.0	1.6





## Nido collection

Design Ludovica Serafini + Roberto Palomba

Forme semplici ma caratterizzate da schienali avvolgenti intrecciati in stile midollino che conferiscono a Nido delle forme morbide e arrotondate. Una collezione dello studio Palomba-Serafini completa di elementi che vanno dai sofa, alle sedute fino a giungere ai confortevoli sunbed e daybed. L'idea è quella di un oggetto concluso, semplice, ma che abbia una sua versatilità: le cuscinate informali e gli schienali che le abbracciano, trasformandosi gradualmente in braccioli, sono frutto di un design ispirato al concetto del nido, un'alcova come luogo in cui godere del proprio tempo in relax e trovare protezione come in una culla.

Simple shapes, characterised by woven wicker-style backrests, give Nido a soft, rounded shape. A collection by studio Palomba-Serafini complete with elements from the sofa and seats to the comfortable sunbed and daybed. The idea is that of a concluded, simple design, but that has its own versatility: the informal cushions and the backrests that embrace them, gradually transforming into armrests, are the result of a design inspired by the concept of the nest, an alcove as a place to enjoy relaxing time and find protection as in a cradle.















## Nidocollection

swivel armchair  
wicker fiber in beige colour  
cushions in inkas white colour  
Plaza coffee table in D45  
glossy fiberglass top in beige colour









## Nidocollection


daybed  
wicker fiber in beige colour  
cushions in inkas white colour





## Nidocollection

sunbed  
wicker fiber in beige colour  
cushions in inkas white colour





# Nido collection

Design Ludovica Serafini + Roberto Palomba

## Finishing

Alluminium frame



graphite

Seat / back / armrest fabric cushions



inkas white

Wicker fiber



beige

Pillows fabric 40x40 (optional)



jungle




beige

Fiberglass table top



glossy beige

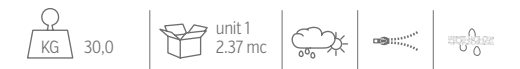


glossy brown

SOFA / CODE: NIDDIV



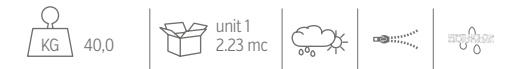
	Width	Depth	Height	H. seat	H. cushion
cm	180	90	67	41	19
inch	70.9	35.4	26.4	16.1	7.5



BENT SOFA / CODE: NIDDIVB




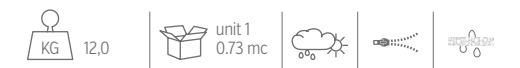
	Width	Depth	Height	H. seat	H. cushion
cm	223	110	80	41	19
inch	87.8	43.3	31.5	16.1	7.5



LIVING ARMCHAIR / CODE: NIDPL



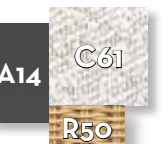
	Width	Depth	Height	H. seat	H. cushion
cm	85	88	82	41	19
inch	33.5	34.6	32.3	16.1	7.5



SWIVEL LIVING ARMCHAIR / CODE: NIDPLG




	Width	Depth	Height	H. seat	H. cushion
cm	85	88	82	41	19
inch	33.5	34.6	32.3	16.1	7.5



PLAZA GLOSSY COFFEE TABLE D45 / CODE: PLATC45G



	Width	Depth	Height
cm	45	45	48
inch	17.7	17.7	18.9



PLAZA GLOSSY COFFEE TABLE 80X65 / CODE: PLATC8065G


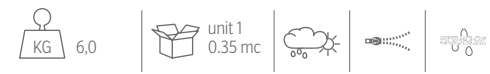


	Width	Depth	Height
cm	80	65	35
inch	31.5	25.6	13.8





DINING ARMCHAIR / CODE: NIDPP




	Width	Depth	Height	H. armrest	H. seat	H. cushion
cm	60	62	75	64	48	6
inch	23.6	24.4	29.5	25.2	18.9	2.4

SUNBED / CODE: NIDLET



	Width	Depth	Height	H. seat	H. cushion
cm	222	95	57	38	19
inch	87.4	37.4	22.4	15.0	7.5

DAYBED / CODE: NIDBED



	Width	Depth	Height	H. seat	H. cushion
cm	175	160	80	38	19
inch	68.9	63.0	31.5	15.0	7.5







## Capricollection

Design Ludovica Serafini + Roberto Palomba

Uno stilema classico che assume una visione contemporanea. Capri è una collezione che reinterpreta lo stile degli eleganti bagni all'italiana, quelli che dalla costiera amalfitana al lido di Venezia hanno segnato l'estate da cinema degli anni 50 e 60. Una leggerissima lavorazione in alluminio che interpreta senza citarla direttamente, la classicità. Il duo artistico Ludovica Serafini+Roberto Palomba affronta il tema della lavorazione artigianale "del ferro battuto", realizzando un prodotto dal design trasversale in grado di arricchire ambienti dai richiami neoclassici, o entrare in contesti estremamente moderni in maniera iconica e sofisticata.

A classic stilema that takes on a contemporary vision. Capri is a collection that reinterprets the style of elegant Italian bathrooms, those that from the Amalfi coast to the lido of Venice have marked the summer of cinema in the 50's and 60's. A very light aluminium processing that interprets without mentioning it directly, the classicism. The artistic duo Ludovica Serafini+Roberto Palomba addresses the theme of the artisan work "of wrought iron", creating a product with transversal design that can enrich environments with neoclassical references, or enter into extremely modern contexts in an iconic and sophisticated way.







## Capricollection

living armchair & coffee table  
ivory semi-gloss frame  
cushions in wide stripe ecru colour  
deco in beige colour









## Capricollection


dining armchair  
ivory semi-gloss frame  
cushions in wide stripe ecru colour













# Capri collection


Design Ludovica Serafini + Roberto Palomba

## Finishing

Alluminium frame



graphite semi-gloss



ivory semi-gloss

Seat / back / armrest fabric cushions



mambo beige



mist white

Pillows fabric 60x60 45x45 (optional)



stripe white



natural taupe



mambo beige



wide stripe ecru



beige

Gres table top

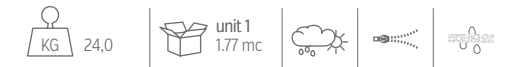


limestone sand

SOFA 3 SEATER / CODE: CAPDIV3



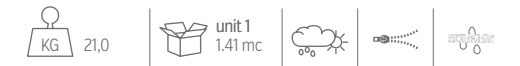
	Width	Depth	Height	H. armrest	H. seat	H. cushion
cm	214	87	83	53	38	19
inch	84.3	34.3	32.7	20.9	15.0	7.5



SOFA 2 SEATER / CODE: CAPDIV2



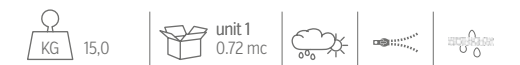
	Width	Depth	Height	H. armrest	H. seat	H. cushion
cm	170	87	83	53	38	19
inch	66.9	34.3	32.7	20.9	15.0	7.5



LIVING ARMCHAIR / CODE: CAPPL



	Width	Depth	Height	H. armrest	H. seat	H. cushion
cm	87	87	80	53	38	19
inch	34.3	34.3	31.5	20.9	15.0	7.5



COFFEE TABLE 60X60 / CODE: CAPTC60




	Width	Depth	Height
cm	60	60	37
inch	23.6	23.6	14.6



COFFEE TABLE 120X70 / CODE: CAPTC120




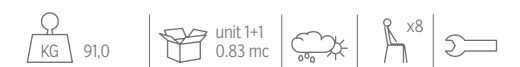
	Width	Depth	Height
cm	120	70	30
inch	47.2	27.6	11.8



DINING TABLE 150X150 / CODE: CAPTP150



	Width	Depth	Height
cm	150	150	74
inch	59.1	59.1	29.1






DINING TABLE 280X110 / CODE: CAPTP280



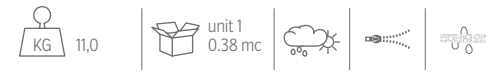
	Width	Depth	Height
cm	280	110	74
inch	110,2	43,3	29,1



DINING ARMCHAIR / CODE: CAPPP



	Width	Depth	Height	H. armrest	H. seat	H. cushion
cm	56	63	86	59	48	10
inch	22,0	24,8	33,9	23,2	18,9	3,9







## **Slam**collection // Rope

Design Ludovica Serafini + Roberto Palomba

Le molteplici combinazioni consentono di creare uno spazio outdoor a misura delle proprie esigenze. L'eleganza e la leggerezza di questo divano modulare donano pulizia ed equilibrio, adattabili ad ogni contesto e immancabili in uno spazio outdoor. La cuscineria, sfoderabile e lavabile risulta essere perfetta per un living da vivere nel tempo senza rinunciare mai a comodità e stile.

The multiple combinations allow you to create an outdoor space which suit your needs. The elegance and lightness of this modular sofa provide clean lines and balance, it is adaptable to any context and essential in any outdoor space. The cushions, with removable and washable covers, are perfect for a living space to be experienced over time without ever renouncing comfort and style.























## Slamcollection

living armchair  
white frame  
cushions in silver colour  
rope in light grey colour  
carpet d200 in light grey colour






## Slamcollection

// Rope

dining chair & dining table 190x90  
white frame  
cushions in silver colour  
rope in light grey colour  
top gres light concrete colour











Slamcollection  
// Rope

sunbed & daybed  
white frame  
cushions in silver colour  
rope in light grey colour

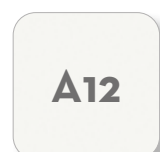


# Slamcollection // Rope


Design Ludovica Serafini + Roberto Palomba

## Finishing

Aluminium frame




white



graphite

Gres table top



charcoal



light concrete

Covering fabric




silver

Synthetic ropes



light grey



dark grey

Seat / back (80x45) fabric cushions



silver

Pillows fabric 60x40 45x25 (optional)



silver



plain grey



plain ochre



plain white

Pillows fabric ø 40 (optional)



silver



plain ochre



plain sky



plain white

## SOFA BACKREST ROPE / CODE: SLADIV-C



	Width	Depth	Height	H. seat	H. cushion
cm	185	96	65	41	19
inch	72,8	37,8	25,6	16,1	7,5



## SOFA DX BACKREST ROPE / CODE: SLADX-C



	Width	Depth	Height	H. seat	H. cushion
cm	184	96	65	41	19
inch	72,4	37,8	25,6	16,1	7,5



## SOFA SX BACKREST ROPE / CODE: SLASX-C



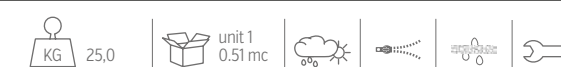
	Width	Depth	Height	H. seat	H. cushion
cm	184	96	65	41	19
inch	72,4	37,8	25,6	16,1	7,5



## SOFA CORNER BACKREST ROPE / CODE: SLAANG-C



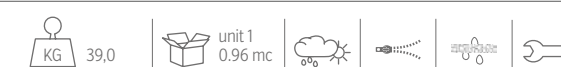
	Width	Depth	Height	H. seat	H. cushion
cm	96	96	65	41	19
inch	37,8	37,8	25,6	16,1	7,5



## SOFA LOUNGE DX BACKREST ROPE / CODE: SLALONDX-C




	Width	Depth	Height	H. seat	H. cushion
cm	94	186	65	41	19
inch	37,0	73,2	25,6	16,1	7,5



## SOFA LOUNGE SX BACKREST ROPE / CODE: SLALONSX-C



	Width	Depth	Height	H. seat	H. cushion
cm	94	186	65	41	19
inch	37,0	73,2	25,6	16,1	7,5





SOFA CX BACKREST ROPE / CODE: SLACK-C



	Width	Depth	Height	H. seat	H. cushion
cm	92	96	65	41	19
inch	36,2	37,8	25,6	16,1	7,5



LIVING ARMCHAIR BACKREST ROPE / CODE: SLAPL-C




	Width	Depth	Height	H. seat	H. cushion
cm	74	70	65	41	19
inch	29,1	27,6	25,6	16,1	7,5



POUF / CODE: SLAPUF



	Width	Depth	Height	H. cushion
cm	92	92	41	19
inch	36,2	36,2	16,1	7,5



COFFEE TABLE 80x80 / CODE: SLATC80



	Width	Depth	Height
cm	80	80	43
inch	31,5	31,5	16,9



COFFEE TABLE 70x70 / CODE: SLATC70



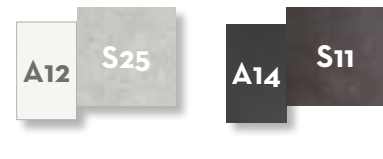
	Width	Depth	Height
cm	70	70	47
inch	27,6	27,6	18,5



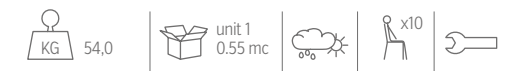
DINING TABLE D120 / CODE: SLATP120



	Width	Depth	Height
cm	120	120	75
inch	47,2	47,2	29,5



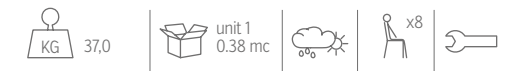
DINING TABLE 230x110 / CODE: SLATP230



	Width	Depth	Height
cm	230	110	75
inch	90,6	43,3	29,5



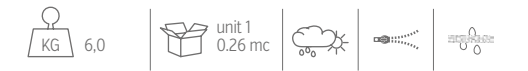
DINING TABLE 190x90 / CODE: SLATP190



	Width	Depth	Height
cm	190	90	75
inch	74,8	35,4	29,5



DINING ARMCHAIR BACKREST FABRIC / CODE: SLAPP-C



	Width	Depth	Height	H. armrest	H. seat	H. cushion
cm	54	48	76	64	47	5
inch	21,3	18,9	29,9	25,2	18,5	2,0



SUNBED BACKREST FABRIC / CODE: SLALET-C



	Width	Depth	Height	H. cushion
cm	210	90	36	10
inch	82,7	35,4	14,2	3,9



DAYBED BACKREST FABRIC / CODE: SLABED-C



	Width	Depth	Height	H. seat	H. cushion
cm	180	180	65	41	19
inch	70,9	70,9	25,6	16,1	7,5







**Moon**collection // Alu  
Design Cristian Visentin

L'eleganza e le forme sinuose della collezione Moon Teak unite alla praticità dell'alluminio delle strutture danno vita alla collezione Moon Alu. Linee sobrie arricchite da soffici imbottiture proposte nelle varianti cromatiche del grigio che ben si adattano ad ogni tipo di arredamento. Una collezione calda, invitante, chic ed intrigante. Poltrone, divani e tavoli altamente funzionali dal fascino senza tempo.

The elegance and the sinuous forms of the Moon Teak combined to the practicality of the aluminum frames give life to the Moon Alu. Clean lines are enhanced by comfy paddings in different shades of grey that are perfectly adaptable to your home furniture. Moon Alu collection is simultaneously warm and appealing, stylish and tempting. A range of armchairs, sofas and tables with a practical functionality combined to a timeless elegance.











## Mooncollection

// Alu

living armchair & Leaf dining table H65 D130  
graphite frame  
rope & cushions in dark grey colour  
dark grey vitter top table











## Mooncollection // Alu

dining armchair & dining table 240/300x100  
graphite frame  
rope & cushions in dark grey colour  
ceramic dark grey top table









Mooncollection  
// Alu

love seat & side table  
graphite frame  
rope & cushions in dark grey colour  
ceramic dark grey top table









Mooncollection  
// Alu

dining armchair & table 80x80  
graphite frame  
rope & cushions in dark grey colour  
ceramic dark grey top table











## Mooncollection

// Alu

living armchair & side table  
white frame  
rope & cushions in light grey colour  
ceramic white top table









## Mooncollection

// Alu

dining table 240x100 & dining armchair  
white frame  
rope in light grey colour  
ceramic white top table









## Mooncollection

// Alu

swing armchair  
white frame  
rope & cushions in light grey colour







## Mooncollection // Alu

daybed & coffee table 120x60  
white frame  
rope & cushions in light grey colour  
deco in light grey colour









Mooncollection  
// Alu

sunbed  
white frame  
rope & cushions in light grey colour

















Mooncollection  
// Alu

chair, bar stool, dining & bar table  
dove frame  
rope in sand colour  
top in gres beige colour



# Mooncollection // Alu

## Design Cristian Visentin

### Finishing

Aluminium frame



white



dove



graphite

Synthetic ropes



light grey



dark grey



beige

Gres table top



white



dark grey



beige

Cushions fabric



dark grey



light grey



warm white

Pillows fabric 50x30 ø45 ø35 (optional)



dark grey



light grey



warm white

SOFA / CODE: MONALUDIV2



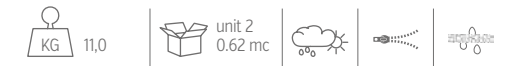
	Width	Depth	Height	H. seat	H. cushion
cm	180	85	66	39	12
inch	70,9	33,5	26,0	15,4	4,7



LIVING ARMCHAIR / CODE: MONALUPL



	Width	Depth	Height	H. seat	H. cushion
cm	84	74	66	39	12
inch	33,1	29,1	26,0	15,4	4,7



COFFEE TABLE / CODE: MONALUTC



	Width	Depth	Height
cm	100	60	40
inch	39,4	23,6	15,7



SIDE TABLE / CODE: MONALUTC2



	Width	Depth	Height
cm	40	40	40
inch	15,7	15,7	15,7



SWING ARMCHAIR / CODE: MONALUALT



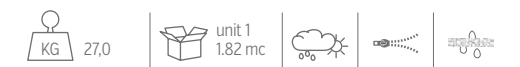
	Width	Depth	Height	H. cushion
cm	84	75	46	10
inch	33,1	29,5	18,1	3,9



LOVE SEAT / CODE: MONALULOV



	Width	Depth	Height	H. seat	H. cushion
cm	165	88	99	37	10
inch	65,0	34,6	39,0	14,6	3,9





DINING TABLE FULL ALU 160/215x95 / CODE: MONALUTPFA160



	Width	Depth	Height
cm	160/215	95	76
inch	63/84,6	37,4	29,9

DINING TABLE FULL ALU200/260x100 / CODE: MONALUTPFA200



	Width	Depth	Height
cm	200/260	100	76
inch	78,7/102,4	39,4	29,9

DINING TABLE 160/215x95 / CODE: MONALUTP160




	Width	Depth	Height
cm	160/215	95	76
inch	63/84,6	37,4	29,9

DINING TABLE 240/300x100 / CODE: MONALUTP240



	Width	Depth	Height
cm	240/300	100	76
inch	94,5/118,1	39,4	29,9

TABLE 80x80 / CODE: MONALUTAV80



	Width	Depth	Height
cm	80	80	76
inch	31,5	31,5	29,9

BAR TABLE 70x70 / CODE: MONALUTAVBAR70



	Width	Depth	Height
cm	70	70	105
inch	27,6	27,6	41,3

DINING ARMCHAIR / CODE: MONALUPP



	Width	Depth	Height	Height
cm	62	56	75	45
inch	24,4	22,0	29,5	17,7

DINING CHAIR / CODE: MONALUSP



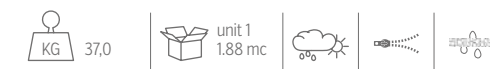
	Width	Depth	Height	Height
cm	62	56	75	45
inch	24,4	22,0	29,5	17,7

BAR STOOL / CODE: MONALUSGA



	Width	Depth	Height	H. seat
cm	56	58	107	74
inch	22,0	22,8	42,1	29,1

DAYBED / CODE: MONALUDXL



	Width	Depth	Height	H. seat	H. cushion
cm	170	155	68	37	10
inch	66,9	61,0	26,8	14,6	3,9

SUNBED / CODE: MONALULET



	Width	Depth	Height
cm	200	80	33
inch	78,7	31,5	13,0





## **Panama**collection

Design Ludovica Serafini + Roberto Palomba

Nata dal desiderio di rievocare l'ondeggiare delle palme mosse dalla brezza marina e la levigatezza delle pietre modellate dall'acqua, la collezione Panama presenta sedie, lounge, sgabelli, lettini, pouf e divanetti dalle ampie forme in cui le linee delle corde intrecciate e attraversate dai raggi del sole danno vita a giochi di luci e ombre.

Panama collection arises from the designer's wish to evoke the cool sea breeze swaying the palm trees and the smoothness of the stones modeled by the water. It consists of chairs, lounge, barstools, sunbeds, poufs and sofas, whose main features are the wide shapes in which the lines of the intertwined ropes crossed by sun's rays create a magical play of lights and shadows.


















## Panamacollection

living relax armchair & Tribal lamp  
dove frame  
sand colour rope  
cushions in plain white & plain beige colour  
deco in mambo sand colour







## Panamacollection

hammock & Tribal lamp  
dove frame  
sand rope  
cushions in mambo sand colour  
deco in plain white & ocean fantasy colour





## Panamacollection

flybed  
dove frame  
sand rope  
cushions in mambo sand & plain beige colour  
deco in mambo sand & plain beige colour









## Panamacollection

rocking sunbed  
dove frame  
sand colour rope  
cushions in mambo sand  
deco in mambo sand & white colour











## Panamacollection

egg chair  
dove frame  
sand colour rope  
cushions in mambo sand  
deco in mambo sand & white colour





## Panamacollection

sunbed& coffee table 50x50  
dove frame  
sand colour rope  
cushions in mambo sand  
deco in plain beige colour











## Panamacollection

bar stool  
red frame  
red colour rope











## Panamacollection

living relax armchair  
red frame  
red colour rope  
cushions in twill rust colour  
deco in twill rust & outmap plum colour






















## Panamacollection

lounge armchair  
graphite frame  
dark grey rope







## Panamacollection

living armchair  
graphite frame  
dark grey rope  
deco in ocean pattern











## Panamacollection

lounge armchair, pouf & coffee table 50x50  
graphite frame  
dark grey rope  
cushions in twill black colour  
deco in ocean pattern



































## Panamacollection

lounge armchair, pouf, coffee table 70x70 & Tribal lamp  
teal green frame  
teal green rope  
deco in ocean pattern













# Panamacollection

Design Ludovica Serafini + Roberto Palomba



	Width	Depth	Height	H.seat
cm	140	64	74	38
inch	55,1	25,2	29,1	15,0

Color and material selection options for the sofa:

- A13 C49 R22
- A13 C54 R22
- A13 C56 R22
- A14 C8 R10
- A14 C70 R10

## Finishing

Aluminium frame

Aluminium frame color options:

- A5 yellow
- A6 teal green
- A7 red
- A13 dove
- A14 graphite

Synthetic rope

Synthetic rope color options:

- R10 dark grey
- R19 yellow
- R21 red
- R22 sand
- R23 teal green

Gres table top

Gres table top options:

- S17 calacatta 12mm
- S19 ceppo di gré 12mm



	Width	Depth	Height	H.seat
cm	72	63	74	38
inch	28,3	24,8	29,1	15,0

Color and material selection options for the living armchair:

- A13 C49 R22
- A13 C54 R22
- A13 C56 R22
- A14 C8 R10
- A14 C70 R10

Color and material selection options for the living armchair:

- A5 C14 R19
- A5 C73 R19
- A6 C55 R23
- A7 C68 R21
- A7 C69 R21



	Width	Depth	Height	H.seat
cm	100	89	107	34
inch	39,4	35,0	42,1	13,4

Color and material selection options for the lounge armchair:

- A13 C49 R22
- A13 C54 R22
- A13 C56 R22
- A14 C8 R10
- A14 C70 R10

Color and material selection options for the lounge armchair:

- A5 C14 R19
- A5 C73 R19
- A6 C55 R23
- A7 C68 R21
- A7 C69 R21

Seat fabric cushions / pillows fabric 60x60 60x40 45x45 45x25 (optional)

Seat fabric cushion and pillow options:

- C8 twill black
- C14 twill yellow
- C30 ocean pattern
- C37 city life pattern
- C49 plain white
- C54 mambo sand
- C55 outmap turquoise
- C56 plain beige
- C68 outmap plum
- C69 twill rust
- C70 outmap grey
- C73 outmap olive
- C74 outcross sky



LOUNGE SOFA / CODE: PANDIVLON

KG 9,0 | unit 1 1,86 mc | ☀️ | 🪑 | 🛠️



	Width	Depth	Height	H.seat
cm	165	98	107	34
inch	65,0	38,6	42,1	13,4

Color and material options for Loungesofa Pandivlon:

- A13 C49 R22
- A13 C54 R22
- A13 C56 R22
- A14 C8 R10
- A14 C70 R10
- A5 C14 R19
- A5 C73 R19
- A6 C55 R23
- A7 C68 R21
- A7 C69 R21

BERGER ARMREST / CODE: PANBER

KG 12,0 | unit 2 1,21 mc | ☀️ | 🪑 | 🛠️



	Width	Depth	Height	H.seat
cm	92	90	110	30
inch	36,2	35,4	43,3	11,8

Color and material options for Berger Armrest Panber:

- A13 C49 R22
- A13 C54 R22
- A13 C56 R22
- A14 C8 R10
- A14 C70 R10
- A5 C14 R19
- A5 C73 R19
- A6 C55 R23
- A7 C68 R21
- A7 C69 R21

POUF / CODE: PANPOF

KG 7,0 | unit 1 0,26 mc | ☀️ | 🪑 | 🛠️



	Width	Depth	Height
cm	100	69	34
inch	39,4	27,2	13,4

Color and material options for Pouf Panpof:

- A13 C49 R22
- A13 C54 R22
- A13 C56 R22
- A14 C8 R10
- A14 C70 R10
- A5 C14 R19
- A5 C73 R19
- A6 C55 R23
- A7 C68 R21
- A7 C69 R21

SUNBED / CODE: PANLET

KG 7,0 | unit 2 1,10 mc | ☀️ | 🪑 | 🛠️



	Width	Depth	Height	H.seat
cm	156	76	78	40
inch	61,4	29,9	30,7	15,7

Color and material options for Sunbed Panlet:

- A13 C49 R22
- A13 C54 R22
- A13 C56 R22
- A14 C8 R10
- A14 C70 R10
- A5 C14 R19
- A5 C73 R19
- A6 C55 R23
- A7 C68 R21
- A7 C69 R21

LIVING RELAX ARMCHAIR / CODE: PANLIVREX

KG 21,0 | unit 1 1,41 mc | ☀️ | 🪑 | 🛠️



	Width	Depth	Height	H.seat
cm	160	125	105	45
inch	63,0	49,2	41,3	17,7

Color and material options for Living Relax Armchair Panlivrex:

- A13 C54 C49 R22
- A13 C56 C54 R22
- A14 C8 C70 R10
- A5 C73 C14 R19
- A6 C74 C55 R23
- A7 C69 C68 R21

DAYBED / CODE: PANBED

KG 18,0 | unit 1 2,64 mc | ☀️ | 🪑 | 🛠️



	Width	Depth	Height	H.seat	H.cushion
cm	170	188	74	40	8
inch	66,9	74,0	29,1	15,7	3,1

Color and material options for Daybed Panbed:

- A13 C49 R22
- A13 C54 R22
- A13 C56 R22
- A14 C8 R10
- A14 C70 R10
- A5 C14 R19
- A5 C73 R19
- A6 C55 R23
- A7 C68 R21
- A7 C69 R21

FLYBED / CODE: PANFLYBED

KG 20,0 | unit 1 0,56 mc | ☀️ | 🪑 | 🛠️



	Width	Depth	Height	H.seat	H.cushion
cm	183	183	11	19	8
inch	72,0	72,0	4,3	7,5	3,1

Color and material options for Flybed Panflybed:


- A13 C54 C49 R22
- A13 C56 C54 R22
- A14 C8 C70 R10
- A5 C73 C14 R19
- A6 C74 C55 R23
- A7 C69 C68 R21



ROCKING SUNBED / CODE: PANROK




	Width	Depth	Height	H.seat	H.cushion
cm	180	127	122	31	4
inch	70,9	50,0	48,0	12,2	1,6



EGG CHAIR WITH SUSPENDED SEAT FRAME / CODE: PANEGG + PANEGG-STR



	Width	Depth	Height	H.seat
cm	104	110	210	48
inch	40,9	43,3	82,7	18,9



HAMMOCK / CODE: PANA



	Width	Depth	Height	H.seat
cm	302	100	96	35
inch	118,9	39,4	37,8	13,8



COFFEE TABLE 50X50 / CODE: PANTC50



	Width	Depth	Height
cm	50	50	45
inch	19,7	19,7	17,7



COFFEE TABLE 70X70 / CODE: PANTC70



	Width	Depth	Height
cm	70	70	40
inch	27,6	27,6	15,7



EGG CHAIR WITH ROTATING BASE / CODE: PANEGG + PANEGG-BSE



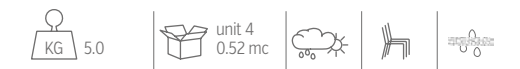
	Width	Depth	Height	H.seat
cm	98	91	140	38
inch	38,6	35,8	55,1	15,0



DINING ARMCHAIR / CODE: PANPP

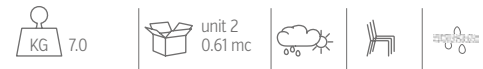


	Width	Depth	Height	H.seat
cm	68	58	73	45
inch	26,8	22,8	28,7	17,7






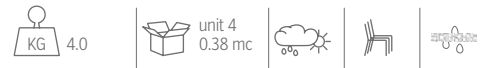
DINING ARMCHAIR HIGH BECKREST / CODE: PANPPA



	Width	Depth	Height	H.seat
cm	70	69	110	45
inch	27,6	27,2	43,3	17,7



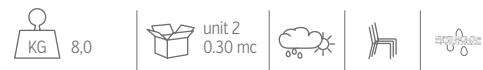
DINING CHAIR / CODE: PANSP



	Width	Depth	Height	H.seat
cm	56	53	80	43
inch	22,0	20,9	31,5	16,9



BAR STOOL / CODE: PANSGA



	Width	Depth	Height	H.seat
cm	54	50	90	76
inch	21,3	19,7	35,4	29,9







## Lakecollection

Design Marco Acerbis

La collezione Lake si ispira alla pianta di bamboo così sinuosa e naturalmente elegante. I moduli dei tubolari di alluminio che si connettono tra loro con dei nodi in fusione sono un richiamo alla rigida morbidezza del bamboo che alterna zone lisce a punti rigidi dalla forma ad anello. Oltre alla collezione di sedute troviamo anche il tavolo allungabile, dalle forme morbide e aggraziate, che tramite le slitte e l'allungo nascosto non solo ottempera alla sua funzione ma è anche un oggetto di seducente contemplazione.

The Lake collection is inspired by the sinuous and naturally elegant bamboo plant. The aluminum structures, which connect with cast knots remind to the rigid softness of bamboo, which balances smooth areas and ring-shaped rigid points. In addition to the seating collection we also find the extending table, with its soft and graceful shapes, which through its slides and hidden extension, not only fulfils its function but is also an object of seductive contemplation.













## Lakecollection

sunbed  
white frame  
cushions in silver colour  
belt in light grey colour  
top ceramic light concrete colour









## Lakecollection

dining armchair & table  
graphite frame  
cushions in silver colour  
belt in dark grey colour







## Lakecollection

sunbed  
graphite frame  
cushions in silver colour  
belt in dark grey colour

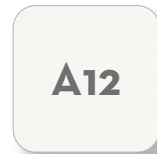


# Lakecollection

## Design Marco Acerbis

### Finishing

Aluminium frame



white



graphite

Syntetic elastic belt



dark grey



light grey

Seat / back fabric cushions



silver

Pillows fabric 45x45 ø40 (optional)



silver



plain ochre



plain sky



plain white

Gres table top



light concrete



dark concrete

SOFA 3 SEATER / CODE: LAKDIV3



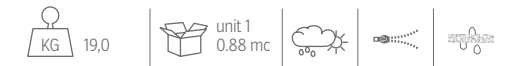
	Width	Depth	Height	H. seat	H. cushion
cm	230	80	65	41	18
inch	90,6	31,5	25,6	16,1	7,1



SOFA 2 SEATER / CODE: LAKDIV2



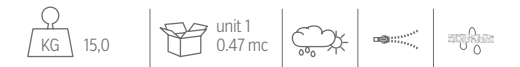
	Width	Depth	Height	H. seat	H. cushion
cm	170	80	65	41	18
inch	66,9	31,5	25,6	16,1	7,1



LIVING ARMCHAIR / CODE: LAKPL



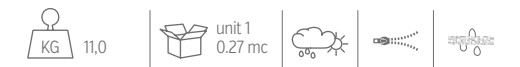
	Width	Depth	Height	H. seat	H. cushion
cm	90	80	65	41	18
inch	35,4	31,5	25,6	16,1	7,1



POUF / CODE: LAKPUF



	Width	Depth	Height	H. cushion
cm	75	75	41	18
inch	29,5	29,5	16,1	7,1



COFFEE TABLE 70X70 / CODE: LAKTC70



	Width	Depth	Height
cm	70	70	38
inch	27,6	27,6	15,0



COFFEE TABLE 100X70 / CODE: LAKTC100



	Width	Depth	Height
cm	100	70	30
inch	39,4	27,6	11,8






COFFEE TABLE 50X50 / CODE: LAKTC50



	Width	Depth	Height
cm	50	50	45
inch	19,7	19,7	17,7



EXTENDING DINING TABLE 178/252 X 90 / CODE: LAKTP178



	Width	Depth	Height
cm	178/252	90	76
inch	70/99,2	35,4	29,9



EXTENDING DINING TABLE 220/337 X 100 / CODE: LAKTP220



	Width	Depth	Height
cm	220/337	100	76
inch	86,6/132,7	39,4	29,9



DINING ARMCHAIR / CODE: LAKPP



	Width	Depth	Height	H. armrest	H. seat	H. cushion
cm	59	60	85	65	50	6
inch	23,2	23,6	33,5	25,6	19,7	2,4



SUNBED / CODE: LAKLET



	Width	Depth	Height	H. cushion
cm	206	84	38	6
inch	81,1	33,1	15,0	2,4







## Malècollection

Design Ludovica Serafini + Roberto Palomba

Da forme geometriche marcate, eleganti e leggere, nasce una collezione che offre il massimo comfort. La caratteristica principale della collezione Malè è la sua seduta bassa, una struttura rigida e squadrata come un guscio, realizzata in rotostampaggio, per una versatilità che si eleva anche grazie al rivestimento degli imbottiti. Molteplici sono i risultati possibili da poter creare grazie allo studio dei volumi e della loro modulistica, che vanno a dar vita a spazi intimi e conviviali.

A new collection is born from elegant, light and marked geometric shapes and it offers maximum comfort. The main feature of the Malè collection is its low seat, a rigid and squared structure, just like a shell, made in rotomoulding, for a versatility that is elevated thanks to the upholstery of the padded furniture. There are many possible results that can be created - thanks to the study of volumes and their forms - which give life to intimate and convivial spaces.









## Malècollection

living armchair  
white seat & frame  
lamp h90 , lamp h190 in white translucent frame  
quadro carpet ø 200 light grey colour

























## Malècollection

end sofa, sofa cx  
graphite frame  
cushions in white-grey colour  
deco in white-grey, grey colour  
quadro carpet ø 300 dark grey





## Malècollection

dining chair  
graphite seat & frame  
lamp h190 in graphite translucent frame  
quadro carpet ø 200 light grey colour





## Malècollection

end sofa, sofa cx, coffee table  
white frame  
cushions in mambo canvas colour  
deco in mambo canvas, sweet grey, stripe canvas colour  
lamp h90 , lamp h190 in white translucent frame  
living armchair  
dove seat & white frame  
quadro carpet ø 200 canvas













## Malècollection

end sofa, sofa cx, coffee table  
blue frame  
cushions in mambo canvas colour  
deco in mambo canvas & mambo light blue colour  
jackie pouf big & small in dove colour



# Malécollection

Design Ludovica Serafini + Roberto Palomba



	Width	Depth	Height	H.seat
cm	91	91	59	37
inch	35,8	35,8	23,2	14,6



## Finishing

Polyethylene



Translucent polyethylene (only for lamps)



Gres table top

Seat / back fabric cushions



Pillows fabric 45x45 (optional)



Stainless steel



Polyurethane tech (only for chair)



## SOFA CX / CODE: MALCX



	Width	Depth	Height	H.seat
cm	88	91	59	37
inch	34,6	35,8	23,2	14,6



## POUF / CODE: MALPUF



	Width	Depth	Height
cm	88	88	37
inch	34,6	34,6	14,6

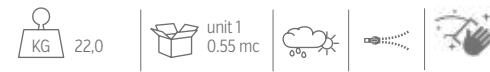




SOFA CORNER / CODE: MALANG



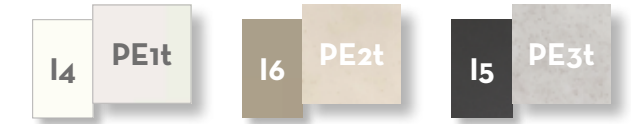

	Width	Depth	Height	H.seat
cm	91	91	59	37
inch	35,8	35,8	23,2	14,6



LAMP H190 / CODE: MALL190



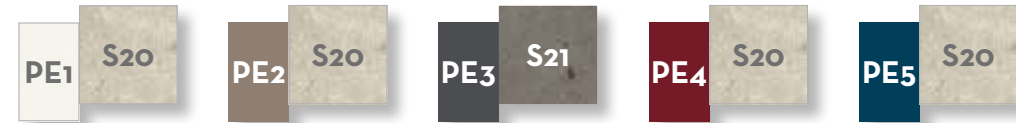
	Width	Depth	Height
cm	52	52	190
inch	20,5	20,5	74,8



COFFEE TABLE 90X90 / CODE: MALTC90



	Width	Depth	Height
cm	90	90	10
inch	35,4	35,4	3,9



LIVING ARMCHAIR / CODE: MALPL



	Width	Depth	Height	H.seat
cm	65	69	70	33
inch	25,6	27,2	27,6	13,0



DINING CHAIR / CODE: MALSP



	Width	Depth	Height	H.seat
cm	55	55	82	42
inch	21,7	21,7	32,3	16,5







## **Tweet**collection

Design Ludovica Serafini + Roberto Palomba

Nella collezione Tweet la tecnica dello stampaggio rotazionale trova un rinnovato vigore, una nuova ragion d'essere e l'outdoor si configura come luogo privilegiato del progetto. Ludovica + Roberto Palomba hanno voluto con Tweet assecondare il tema dell'accoglienza, della convivialità. Una nuova esperienza outdoor in cui potersi sentire abbracciati dalle curve degli elementi della collezione Tweet.

In the Tweet collection, the rotational moulding technique finds renewed vigour, a new raison d'être, and the outdoors is configured as a privileged place for design. With this collection Ludovica + Roberto Palomba wanted to support the theme of hospitality and conviviality. A new outdoor experience where you can feel embraced by the curves of the Tweet collection elements.

















## Tweetcollection

sofa, living armchair & coffee table  
red frame  
carpet quadro ø200 in canvas colour  
tribal in red colour  
pouf medium jackie in dove colour



# Tweetcollection

Design Ludovica Serafini + Roberto Palomba

## Finishing

Polyethylene



Seat / back fabric cushions



Pillows fabric 60x40 (optional)



SOFA / CODE: TWEDIV



	Width	Depth	Height	H. seat
cm	190	78	75	40
inch	74,8	30,7	29,5	15,7



LIVING ARMCHAIR / CODE: TWEPL



	Width	Depth	Height	H. seat
cm	94	73	75	40
inch	37,0	28,7	29,5	15,7



COFFEE TABLE D60 / CODE: REFTC60



	Width	Depth	Height
cm	60	60	35
inch	23,6	23,6	13,8







## Reefcollection

Design Marco Acerbis

Il lettino prendi sole in rotazionale è un tema molto caro ai designer in quanto il materiale plastico permette di esprimersi con delle forme libere che sono tipiche della tecnologia del rotazionale. Nel caso del lettino Reef l'obiettivo del designer Marco Acerbis era quello di creare una forma comoda e pulita allo stesso tempo, senza fronzoli e che nascesse dal terreno in modo naturale. Così ha creato una seduta che ricorda le onde del mare pur avendo una stabilità ed equilibrio visivo rassicurante. Ogni curva e raccordo è stata studiata nel dettaglio in modo che il confort sia massimo. Per i più esigenti è stato inserito un cuscino che si adagia delicatamente sulla scocca della seduta ammorbidendo il prodotto.

The creation of a rotational sunbed is a theme that is particularly close to a designer as the use of plastic materials, which are typical of the rotational technology, allows the expression with free forms. In the case of the Reef sunbed, the goal of the designer Marco Acerbis was to develop a comfortable product with clean shapes, without frills, seeming to grow naturally out of the ground. He has created a seat that brings to mind the sea's waves, characterised by a reassuring stability and visual balance. Every curve has been studied in detail to ensure maximum comfort. For the most demanding clients, we have included the possibility to use a cushion that will make the product more comfortable and soft.

























## Reefcollection

sunbed  
red frame



# Reef collection

## Design Marco Acerbis

### Finishing

Polyethylene



white



dove



graphite



red



blue

Seat fabric cushions



mambo canvas



mambo light blue



white-grey

SUNBED / CODE: REFLET



	Width	Depth	Height
cm	70	193	43
inch	27,6	76,0	16,9

COFFEE TABLE D60 / CODE: REFTC60



	Width	Depth	Height
cm	60	60	35
inch	23,6	23,6	13,8





## **Alabama**collection // Alu

Design Marco Acerbis


Il tratto sofisticato del design italiano e la nobiltà della tradizione artigiana: questa sintesi dà vita alla collezione Alabama. Un modello raffinato e contemporaneo con sedute comode e dimensioni contenute, in grado di soddisfare ogni esigenza di spazio e di stile. La struttura in alluminio, che fornisce stabilità al prodotto, si sposa con il listello in teak, dal colore caldo che rifinisce lo schienale ed i braccioli, diversi materiali per creare un'alchimia perfetta con il contesto che lo circonda.

The sophisticated line of Italian design and the nobility of the artisan tradition: this union gives life to the Alabama collection. A refined and contemporary style with comfortable seats and contained dimensions, able to satisfy every need of space and style. The aluminum structure, which provides stability to the product, is perfectly combined with the teak slat, which with its warm color refines the backseat and the armrests. Different materials to create a perfect chemistry with the surrounding context.











## Alabamacollection

// Alu

sunbed  
graphite frame  
textilene in silver black colour







Alabamacollection  
// Alu

dining armchair  
graphite frame  
cushions in dark grey colour  
ebi table top with minorca base





Alabamacollection  
// Alu

rocking chair  
white frame  
cushions in light grey colour



















# Alabama collection // Alu

## Design Marco Acerbis

### Finishing

Aluminium frame



white



graphite

Syntetic elastic belt



dark grey



light grey

Cushions fabric



dark grey



light grey

Textilene



white



silver black

Wood slats



teak



light concrete




dark concrete

SOFA / CODE: ALAALUDIV



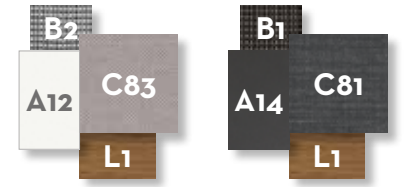
	Width	Depth	Height	H. armrest	H. seat	H. cushion
cm	180	85	80	56	37	15
inch	70,9	33,5	31,5	22,0	14,6	5,9



LIVING ARMCHAIR / CODE: ALAALUPL



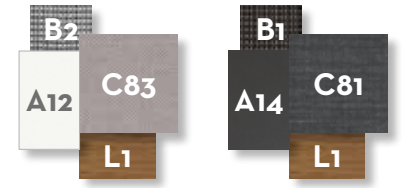
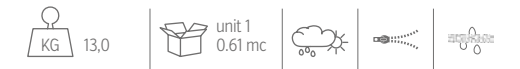
	Width	Depth	Height	H. armrest	H. seat	H. cushion
cm	85	85	80	56	37	15
inch	33,5	33,5	31,5	22,0	14,6	5,9



ROCKING CHAIR / CODE: ALAALUPD




	Width	Depth	Height	H. armrest	H. seat	H. cushion
cm	85	90	80	56	37	15
inch	33,5	35,4	31,5	22,0	14,6	5,9



COFFEE TABLE / CODE: ALAALUTC2



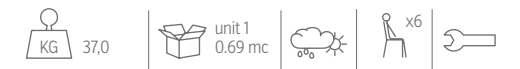
	Width	Depth	Height
cm	110	70	30
inch	43,3	27,6	11,8



DINING TABLE 160X90 / CODE: ALAALUTP160



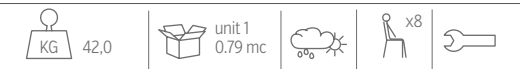
	Width	Depth	Height
cm	160	90	74
inch	63,0	35,4	29,1



DINING TABLE 220X100 / CODE: ALAALUTP220



	Width	Depth	Height
cm	220	100	74
inch	86,6	39,4	29,1

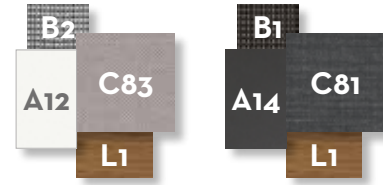




DINING ARMCHAIR / CODE: ALAALUPP



	Width	Depth	Height	H. armrest	H. seat	H. cushion
cm	61	66	86	66	45	7
inch	24,0	26,0	33,9	26,0	17,7	2,8



SUNBED / CODE: ALAALULET



	Width	Depth	Height
cm	197	85	30
inch	77,6	33,5	11,8







## **Milo**collection

Design Marco Acerbis

Eleganza romantica, attenzione ai dettagli, la collezione Milo è costruita sartorialmente come un abito. Toccare è permesso, anzi, è obbligatorio. Questo il concept intorno al quale ruota il progetto di Marco Acerbis. Il risultato finale è una famiglia di oggetti che hanno tutti un animo forte, pur inserendosi nell'arredo senza arroganza. La linea è morbida ma rigida, colorata ma con equilibrio, moderna ma senza tempo.

Romantic elegance. Attention to details. Tailored as a perfect dress. Touching is allowed, no, it is compulsory. This are some of the ideas that Marco Acerbis kept in mind while sketching this collection. The result is a very lively family of objects that have a strong character and yet do know their place without being too arrogant. It is soft yet rigid, colorful but with balance, modern but timeless.








## Milocollection

living armchair & coffee table d50  
white frame  
light grey rope  
cushions in silver colour  
deco in plain sky colour















## Milocollection

living armchair  
dove frame  
dark beige rope  
cushions in warm white colour  
deco in peach colour



## Milocollection

dining armchair & extending alu dining table 200x100  
frame & textilene dove colour













## Milocollection

sofa, living armchair & coffee table d70-d100  
graphite frame  
light grey rope  
cushions in dark grey colour  
deco in dark grey & plain ochre colour  
quadro carpet ø 300 dark grey

























## Milocollection

dining chair & extending dining table 200x100  
white frame  
cushions in light grey colour  
top in gres white colour











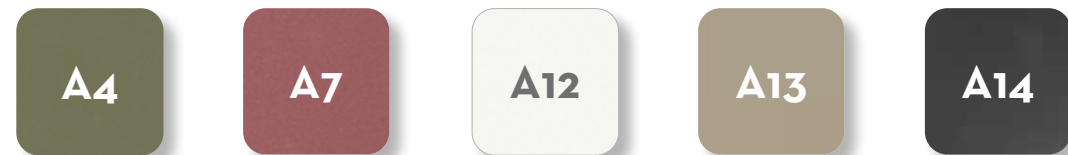


# Milocollection

## Design Marco Acerbis

### Finishing

Aluminium frame



reed green, red, white, dove, graphite

Seat textile



white, dove, silver black, red, white, dark grey, beige

Seat cushion (only for dining armchair)



warm white, dark grey, light grey, dark grey, silver

Seat / back fabric cushions



warm white, dark grey, silver, light grey, dark beige

Pillows fabric ø40 45x45 (optional)



mélange beige, peach, warm white, dark grey, silver

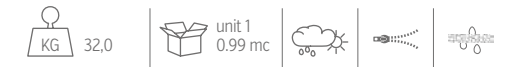


plain ochre, plain sky, plain white

SOFA 3 SEATER / CODE: MLOCDIV3



	Width	Depth	Height	H. seat	H. cushion
cm	228	79	70	36	14
inch	89,8	31,1	27,6	14,2	5,5



SOFA 2 SEATER / CODE: MLOCDIV2



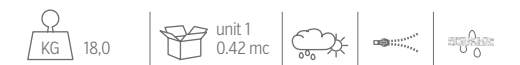
	Width	Depth	Height	H. seat	H. cushion
cm	165	79	70	36	14
inch	65,0	31,1	27,6	14,2	5,5



LIVING ARMCHAIR / CODE: MLOCP1



	Width	Depth	Height	H. seat	H. cushion
cm	100	79	70	36	14
inch	39,4	31,1	27,6	14,2	5,5



COFFEE TABLE D100 / CODE: MLOTCT100



	Width	Depth	Height
cm	100	100	30
inch	39,4	39,4	11,8



COFFEE TABLE D70 / CODE: MLOTCT70



	Width	Depth	Height
cm	70	70	40
inch	27,6	27,6	15,7



COFFEE TABLE D50 / CODE: MLOTCT50

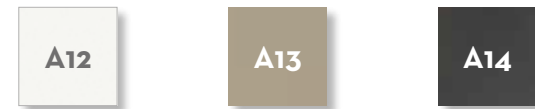


	Width	Depth	Height
cm	50	50	50
inch	19,7	19,7	19,7



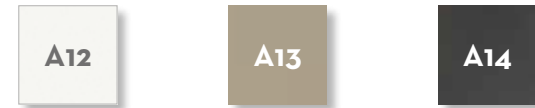


EXTENDING ALU DINING TABLE 160X95 / CODE: MLOTPALU160




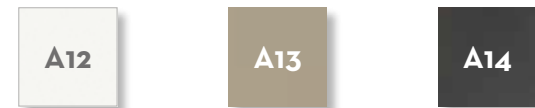
	Width	Depth	Height
cm	160/215	95	76
inch	63/84,6	37,4	29,9

EXTENDING ALU DINING TABLE 200X100 / CODE: MLOTPALU200



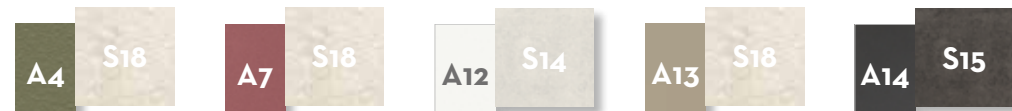
	Width	Depth	Height
cm	200/260	100	76
inch	78,7/102,4	39,4	29,9

EXTRA ALU PANEL 60X100 / CODE: MLOEXT Only for extending table 200x100



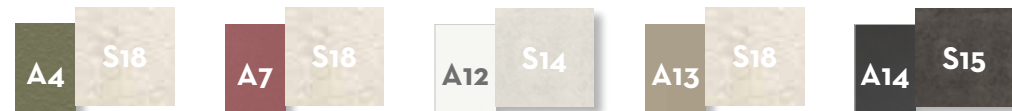
	Width	Depth	Height
cm	60	100	3
inch	23,6	39,4	1,2

EXTENDING CERAMIC DINING TABLE 160X95 / CODE: MLOTPCER160




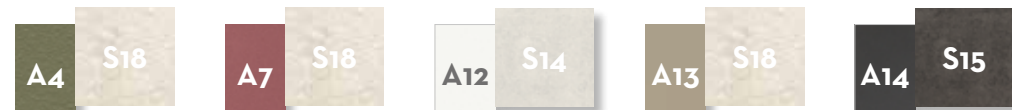
	Width	Depth	Height
cm	160/215	95	76
inch	63/84,6	37,4	29,9

EXTENDING CERAMIC DINING TABLE 200X100 / CODE: MLOTPCER200



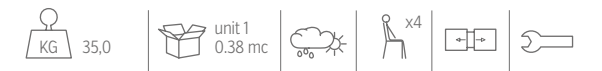
	Width	Depth	Height
cm	200/260	100	76
inch	78,7/102,4	39,4	29,9

EXTRA CERAMIC PANEL 60X100 / CODE: MLOCEREXT Only for extending table 200x100




	Width	Depth	Height
cm	60	100	3
inch	23,6	39,4	1,2

DINING TABLE 120X80 / CODE: MLOTPALU120 2 extension panel included




	Width	Depth	Height
cm	180	80	76
inch	70,9	31,5	29,9

DOMINO DINING TABLE 160X95 / CODE: DOMTP160



	Width	Depth	Height
cm	160/215	95	76
inch	63/84,6	37,4	29,9

DOMINO DINING TABLE 200X100 / CODE: DOMTP200



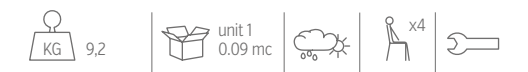
	Width	Depth	Height
cm	200/260	100	76
inch	78,7/102,4	39,4	29,9

EXTRA ALU PANEL 60X100 / CODE: DOMEXT Only for extending table 200x100



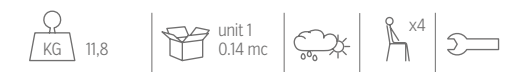
	Width	Depth	Height
cm	60	100	3
inch	23,6	39,4	1,2

MILO TABLE D 90 / CODE: MLOTAVD90



	Width	Depth	Height
cm	90	90	74
inch	35,4	35,4	29,1

MILO TABLE 90x90 / CODE: MLOTAV9090



	Width	Depth	Height
cm	90	90	74
inch	35,4	35,4	29,1



MILO TABLE 160x90 / CODE: MLOTAV16090



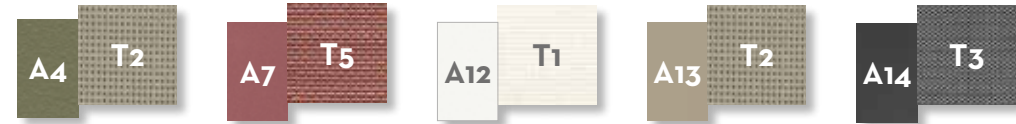
	Width	Depth	Height
cm	160	90	74
inch	63,0	35,4	29,1



DINING ARMCHAIR / CODE: MLOTXPP



	Width	Depth	Height	H.armrest	H.seat
cm	59	58	89	65	48
inch	23,2	22,8	35,0	25,6	18,9



BENCH / CODE: MLOALUPAN




	Width	Depth	Height
cm	180	38	45
inch	70,9	15,0	17,7



SUNBED / CODE: MLOLET2




	Width	Depth	Height
cm	195	77	30
inch	76,8	30,3	11,8



DECK CHAIR / CODE: MLODEC



	Width	Depth	Height	H.armrest	H.seat
cm	63	136	101	60	40
inch	24,8	53,5	39,8	23,6	15,7







## **Breez**collection

Design Karim Rashid

Firmato Karim Rashid, questo originale lettino prendisole è realizzato interamente in acciaio. La sua forma è un'unica affascinante curva. La sua ergonomia è studiata per accogliere perfettamente il corpo e per garantire il massimo comfort. Il lettino Breez è realizzato interamente in tubolare e rete ad intreccio. Compagno ideale dei vostri momenti di relax a bordo piscina o in giardino, Breez è un oggetto esclusivo e di tendenza che saprà garantire piacevoli sensazioni per tutta l'estate.

Puro design per il tuo relax!

The Breez is the extraordinary outcome of Karim Rashid talent combined with the quality of Made in Italy. Its main feature is its charming and curvy shape. Its ergonomics is perfectly designed to accommodate your body and generate the maximum comfort. Breez sun lounger is made with a tubular frame and a woven mesh base. An ideal companion for lazy moments in your poolside or garden, Breez is an exclusive and trendy item that will guarantee you durable moments and positive sensations during the whole summer. Pure design for your relax!







# Breezcollection

## Design Karim Rashid

### Finishing

Steel frame



white



graphite



dove

Cushions fabric



white

SUNBED / CODE: BRLE




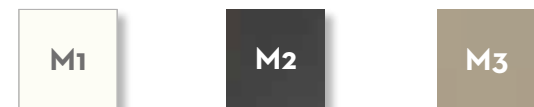
	Width	Depth	Height
cm	170	64	66
inch	66,9	25,2	26



COFFEE TABLE / CODE: BRTAV



	Width	Depth	Height
cm	75	46	23
inch	29,5	18,1	9,1







## **Sacco**collection

Design Studio Talenti

Il perfetto incontro tra il totale relax e lo stile inconfondibile della Talenti. In un'unica parola? Sacco. Che sia a bordo piscina o in giardino, singolo o matrimoniale, troverà tutti d'accordo! Comodità, brio e colore in unica linea per l'arredo del tuo esterno. Un prodotto 100% made in Italy. La varietà di colori in cui Sacco viene proposto permetterà di creare angoli trendy ed eleganti perfettamente intonati all'ambiente circostante.

The perfect balance between relax and style. In one word? Sacco. Sacco is a luxury furniture that is functional and at the same time has great personality. Sacco is a collection formulated in materials and finishes that will last over the time. It can be placed at the edge of a swimming pool area or in a garden, it can be 1 seat or 2 seater, everybody will love it! A 100% made in Italy product. All the materials used for this collection are carefully selected to achieve a perfect balance between aesthetics, functionality and comfort.



















# Sacco collection

## Design Studio Talenti

### Finishing

Plain single colour fabric



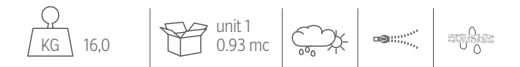
Bicoloured fabric



DOUBLE BEAN BAG / CODE: SCC2



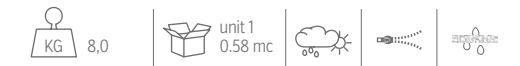
	Width	Depth	Height	H.seat
cm	136	116	71	38
inch	53,5	45,7	28,0	15,0



BEAN BAG SINGLE COLOUR / CODE: SCC



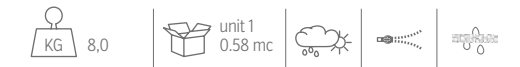
	Width	Depth	Height	H.seat
cm	68	116	71	38
inch	26,8	45,7	28,0	15,0



BEAN BAG BICOLOUR / CODE: SCC



	Width	Depth	Height	H.seat
cm	68	116	71	38
inch	26,8	45,7	28,0	15,0



POUF SINGLE COLOUR / CODE: SCCPUF



	Width	Depth	Height
cm	68	65	38
inch	26,8	25,6	15,0



POUF BICOLOUR / CODE: SCCPUF



	Width	Depth	Height
cm	68	65	38
inch	26,8	25,6	15,0





# Materials

## Alluminio / Aluminium



Warm white



Reed green



Yellow



Teal green



Red



White



Dove colour



Graphite



Mokka



Blue

## Alluminio semi-lucid / Semi-gloss aluminium



Graphite semi-gloss



Ivory semi-gloss

## Inox / Stainless steel



White



Graphite



Dove colour

# Materials

Alluminio: Grazie alla fusione di più leghe di alluminio che ne garantiscono solidità, maneggevolezza ed inattaccabilità alla ruggine, è un materiale di elevata qualità e permette di raggiungere i massimi risultati qualitativi ed estetici.

Inox: L'acciaio inossidabile è un materiale che, grazie alla sua alta resistenza alla corrosione e alle caratteristiche meccaniche di rilievo, risulta maggiormente duraturo e affidabile nel tempo.

Acciaio: Lega di ferro e carbonio con percentuale di carbonio inferiore al 2% trattata per resistere agli agenti atmosferici con il processo della cataforesi e verniciatura a polvere.

Manutenzione: Per mantenere a lungo il prodotto in buone condizioni, consigliamo una corretta pulizia periodica, particolarmente frequente in località caratterizzate da forte umidità e clima marino. Si raccomanda di pulire le superfici con un panno morbido utilizzando acqua o detergenti neutri. Prolungate ed ininterrotte esposizioni a intense radiazioni UV o a temperature molto rigide possono incidere sulle caratteristiche iniziali del rivestimento estetico colorato costituito da poliestere. Consigliamo di pulire e conservare in luoghi riparati i prodotti durante periodi d'inutilizzo prolungato e invernali.

Aluminum: Thanks to the fusion of several aluminum alloys that guarantee solidity, manageability and rust resistance, it is a material of high quality and allows to reach the maximum qualitative and aesthetic results.

Inox: Stainless steel is a material that, thanks to its high resistance to corrosion and to the mechanical characteristics of relief, is more durable and reliable over time.

Steel: Iron and carbon alloy with carbon percentage less than 2% treated to resist to the atmospheric agents with the cathoresis process and powder coating.

Maintenance: To keep the product in good condition for a long time, we recommend a regular cleaning period, particularly frequent in places characterized by high humidity and marine climate. We recommend cleaning the surfaces with a soft cloth using water or neutral detergents. Prolonged and uninterrupted exposures to intense UV radiation or at very low temperatures can affect the initial characteristics of the colored polyester coating. We recommend cleaning and storing products in sheltered areas during long periods of non-use and winter.



# Materials

Corde sintetiche / Synthetic ropes



Beige



Light grey



Dark grey



Dark grey



Yellow



Red



Sand



Teal green



Beige



Light grey



Dark beige

Doppia treccia costruita con anima in nylon e copertura in olefin multi filamento, resistente ai raggi UV.

Per la pulizia si raccomanda di utilizzare acqua e detersivi liquidi non abrasivi con PH neutro ed incolore.

The double braid made with nylon core and multi-filament olefin cover is resistant to UV rays.

It is recommended to clean with water and non-abrasive liquid detergents, use only products with neutral PH and colourless.

# Materials

Corde sintetiche imbottite / Synthetic padded ropes



Grey



Red



Tapioca



Graphite



True navy blue

Doppia treccia costruita con anima in gomma e copertura in olefin multi filamento, resistente ai raggi UV.

Per la pulizia si raccomanda di utilizzare acqua e detersivi liquidi non abrasivi con PH neutro ed incolore.

The double braid made with rubber core and multi-filament olefin cover is resistant to UV rays.

It is recommended to clean with water and non-abrasive liquid detergents, use only products with neutral PH and colourless.



# Materials

Legni / Wood



L1

Teak



L2

Accoya natural teak colour

Teak: Materiale di elevata qualità ideale per la realizzazione di mobili da esterno perché estremamente resistente ai cambiamenti di temperatura, all'acqua, all'umidità e alla salsedine.

Accoya è una nuova varietà di legname di eccezionale durabilità, questo legno dalle elevate prestazioni viene prodotto con materie prime sostenibili e gestite in maniera ottimale, non è tossico ed è inoltre dotato di una stabilità dimensionale e di una durabilità in grado di superare quella dei migliori legni duri tropicali.

Iroko: particolare tipo di legno dotato di numerose proprietà meccaniche, fisiche e tecnologiche: la capacità di opporsi alle sollecitazioni esterne e l'attitudine a lasciarsi lavorare nonostante la sua durezza. La particolare stabilità e la medio-alta durezza conferiscono a questo legno una buona resistenza alle deformazioni e ne garantiscono una durata nel tempo davvero eccellente.

Trattandosi di un materiale naturale si potrebbero osservare variazioni di colore o anche crepe dovute al grado di umidità ed ai bruschi cambiamenti di temperatura. Qualora non ricevesse alcun trattamento di manutenzione, mediante l'applicazione periodica di comuni e specifici protettivi a base olio, la superficie potrebbe prendere una patina grigio argento che potrà essere eliminata con una leggera carteggiatura superficiale e successiva lucidatura con panno di iuta. Piccole macchie superficiali dovute ad olio o altri prodotti alimentari dovranno essere rimosse tempestivamente, prima che il legno possa assorbirle in profondità, carteggiando la superficie interessata e lucidandola successivamente con un panno di iuta.

Teak: High quality material suitable for outdoor furniture because it is extremely resistant to changes in temperature, water, humidity and saltiness.


Accoya is a new variety of wood characterized by an exceptional durability. This wood shows very good performances and is produced with sustainable raw material, managed in an optimal way. It is not toxic and it has got a dimensional stability. Its durability is much higher than the one of the best hard tropical wood.

Iroko: particular type of wood with numerous mechanical, physical and technological properties: its resistance to external stress and workability despite its hardness. The particular stability and medium-high hardness give this wood a good flexural strength resistance to deformation and guarantee excellent durability.

Being a natural material, colour variations or even cracks due to the degree of humidity and sudden changes in temperature may be observed. If no maintenance treatment is received, through the periodic application of common and specific protective oil-based, the surface may take a silver-gray patina that can be easily removed with a light surface sanding down and subsequent polishing with a jute cloth. Small superficial stains due to oil or other food products must be removed promptly, before the wood can absorb them in depth, sanding down the affected surface and then polishing it with a jute cloth.


# Materials

Cinghie elastiche / Elastic belt



B1

Dark grey



B2

Light grey

Ottenute mediante la tessitura di materiali sintetici studiati per permettere di essere usata all'esterno.

Si consiglia di evitare il contatto prolungato con sostanze grasse e/o coloranti che potrebbero venir assorbite dal materiale di rivestimento e dare luogo, di conseguenza, a macchie permanenti e rischiare di deteriorare la struttura del filato. Si consiglia di evitare l'utilizzo di solventi.

Utilizzare acqua e detersivi liquidi non abrasivi con PH neutro ed incolore.

Obtained through the weaving of synthetic materials especially conceived outdoor use.


We recommend to avoid prolonged contact with greasy substances and / or dyes which could be absorbed by the covering material used and consequently cause permanent stains and risk to deteriorate the structure of the yarn. It is advisable it is suggested to avoid the use of solvents. Use water and non-abrasive liquid detergents with neutral PH and colourless.

Fiberglass



S48

glossy beige



S49

glossy brown

Per la pulizia della fibra di vetro utilizzare un panno morbido e sapone neutro. Evitare prodotti abrasivi o acidi, che potrebbero danneggiare la superficie. Asciugare subito per prevenire aloni o macchie con un panno in microfibra.

For cleaning the fiberglass use a soft cloth and mild soap. Avoid abrasive or acid products, which could damage the surface. Dry immediately to prevent stains with a microfiber cloth.



# Materials

Wicker fiber



Beige

La fibra wicker è un materiale sintetico che riproduce l'aspetto del midollino, con il valore aggiunto di essere completamente resistente agli agenti atmosferici e al passare del tempo. Una delle caratteristiche distintive della fibra wicker è il suo intreccio, realizzato meticolosamente a mano. Questo processo artigianale richiede grande attenzione ai dettagli, in modo da garantire non solo la resistenza e la durata del materiale, ma anche un'estetica che trasmette calore e artigianalità. Ogni filo, con un diametro di 2mm, viene intrecciato con precisione per creare una trama irregolare, che risulta particolarmente confortevole e piacevole al tatto. Questa cura nella lavorazione a mano conferisce un carattere unico a ogni prodotto realizzato con la fibra wicker, combinando tradizione e innovazione per ottenere elementi dall'aspetto naturale ma dalla straordinaria leggerezza e resistenza, specialmente quando accoppiata a strutture in alluminio.

Per la pulizia e manutenzione ordinaria, è consigliato lavare la fibra con acqua a pressione, utilizzando una spugna non abrasiva e un sapone delicato oppure una spazzola a setole morbide per raggiungere meglio gli spazi tra gli intrecci. È importante evitare l'uso di strumenti che possano graffiare la superficie della fibra. Lasciare asciugare la corda al sole e ricoprire con i cuscini solo quando è completamente asciutto.

**Wicker fibre is a synthetic material that reproduces the look of wicker, with the added value of being completely resistant to weather and time. One of the distinctive features of wicker fiber is its meticulously hand-crafted weaving. This artisanal process requires great attention to detail, so as to ensure not only the strength and durability of the material, but also an aesthetic that conveys warmth and craftsmanship. Each wire, with a diameter of 2mm, is precisely braided to create an irregular weave, which is particularly comfortable and pleasant to the touch. This care in the hand-made process gives a unique character to each product made with wicker fiber, combining tradition and innovation to obtain elements of natural appearance but extraordinary lightness and resistance, Especially when coupled to aluminium structures.**

For ordinary cleaning and maintenance, it is recommended to wash the fiber with water under pressure, using a non-abrasive sponge and mild soap or a soft bristle brush to better reach the spaces between the weaves. It is important to avoid using tools that can scratch the surface of the fiber. Let the rope dry in the sun and cover with cushions only when it is completely dry.

# Materials

Vitter



Light metal



Dark grey

Il Vitter è un durevole laminato compatto di ultima generazione, senza formaldeide che ha come caratteristica esclusiva quella di essere tutto colore, interno ed esterno.

Caratteristiche principali:

- interamente impermeabile
- ignifugo ed autoestinguente (classe B-s2, d0)
- altissima resistenza agli urti e ai graffi
- resiste all'uso di detergenti chimici aggressivi
- adatto al contatto diretto con gli alimenti
- non trattiene odori e sapori
- antibatterico, per rispondere ai più severi requisiti igienici.

In caso di sporco ostinato o incuria rimuovete prima con un panno morbido e umido eventuali depositi di materiale secco, senza sfregare per non rigare la superficie.

Utilizzate poi una spugna morbida non abrasiva e un detergente domestico, lavate la superficie con il detergente e risciacquate con acqua tiepida, quindi asciugate bene.

**Vitter is the latest generation compact laminate formaldehyde-free characterized by a durable surface, with the unique feature of being full colour, inside and outside.**

Main features:

- it is completely waterproof
- it is flame-retardant and self-extinguishing (class B-s2, d0)
- it has a very high resistance to impacts and scratches
- it is resistant to the use of aggressive chemical detergents
- it is suitable for direct contact with food
- it does not retain odours or flavours
- it is antibacterial, to meet the most stringent hygiene requirements.

In case of stubborn dirt or lack of care, we recommend to first remove any dry deposits with a soft and damp cloth, without rubbing to avoid scratching the surface.

Then use a soft, non-abrasive sponge and a household detergent, wash the surface with the detergent and rinse with warm water, at the end dry thoroughly.



# Materials

Gres / Stoneware



Pearl



Charcoal



White



Dark grey



Calacatta



Calacatta



Beige



Ceppo di gré



Limestone sand



Grey moon



Light concrete



Dark concrete

Il gres, grazie alle sue eccellenti proprietà fisiche e meccaniche, risulta essere ideale per uso esterno, essendo inattaccabile dagli agenti atmosferici e inalterabile ai raggi UV. Grazie all'utilizzo di materiali puri compattati tra loro ad alte temperature, senza l'aggiunta di resine sintetiche, il gres risulta molto resistente agli urti e alla flessione.

Per la pulizia dei piani in gres si consiglia l'utilizzo di un panno inumidito con acqua e detergente neutro da risciacquare ed asciugare con un panno asciutto. Nella fase di lavaggio porre particolare attenzione al fine di evitare l'accumulo di sporco o calcare.

The stoneware, thanks to its excellent physical and flexural strength, turns out to be ideal for outdoor use, being unaffected by atmospheric agents and unalterable to UV rays. Composed of pure ingredients compacted at high temperatures, without the addition of synthetic resin.

For the cleaning of stoneware tops it is advisable to use a damp cloth with water and a neutral detergent to be rinsed and dried with a dry cloth. During the washing phase, pay particular attention to avoid the accumulation of dirt.

# Materials

Cemento / Concrete



Beige cement



Grey cement



Blue cement

Il cemento è un materiale naturale e, in quanto tale, durante il suo processo produttivo possono verificarsi leggere sfumature e variazioni delle tonalità dell'impasto cementizio, che caratteristica portante del materiale e della tecnologia.

Le fibre sono una componente dell'impasto cementizio e conferiscono al cemento Ductal la sua estrema resistenza e flessibilità. Se la finitura scelta è molto levigata, le fibre possono intravedersi sulla superficie e devono essere accettate come caratteristica intrinseca alla finitura.

I piani in cemento, specialmente di grandi dimensioni, non sono perfettamente planari a causa della natura stessa del materiale e della sua lavorazione artigianale.

Micro cavillature da ritiro, devono essere accettate come fenomeno naturale della lavorazione del materiale.

Piccoli fori e bolle possono apparire sulla superficie dei prodotti in cemento. Essi sono una naturale conseguenza del processo produttivo e parte integrante delle caratteristiche del materiale. Il loro aspetto e la loro quantità varia da finitura a finitura. I fori inferiori a 4 mm di diametro vengono lasciati tali, mentre di norma vengono stuccati quando superano il diametro di 5 mm.

Il cemento è un materiale poroso che tende ad assorbire i liquidi che entrano in contatto con la sua superficie, per questo va protetto con dei prodotti appositi; antidegrado ed antimacchia. È importante quindi evitare il ristagno dei liquidi sui piani e specialmente il contatto prolungato tra cemento e oggetti bagnati quali vasi, bottiglie, bicchieri o teli di plastica: una non corretta evaporazione dei liquidi può causare infatti macchie difficilmente removibili dai manufatti.

Eseguire una pulizia superficiale con l'utilizzo di una soluzione di acqua e detergente neutro con basso contenuto di cera (es. prodotti per pavimenti in marmo). Per macchie insistenti, è possibile utilizzare soluzioni che contengono ammoniaca/candeggina diluita al 10%, cioè 1 parte di candeggina su 10 parti di acqua.

Cement is a natural material and due to its nature it may present slight nuances and variations in its combination, which is a key characteristic of the material and production technology.

Fibres are a component of the cement mix and give the Ductal cement its extreme strength and flexibility.

If the chosen finish is highly polished, fibres may be visible on the surface and must be accepted as an intrinsic feature of the finish.

Cement top and flat surfaces, especially the large ones, are not perfectly flat due to the nature of the material and its craftsmanship.

Micro shrinkage cracks must be accepted as a natural phenomenon of the material's workmanship.

Small holes and bubbles may appear on the surface of cement products. They are a natural consequence of the production process and an integral part of the material's characteristics.

Their appearance and quantity varies from finish to finish.

Holes smaller than 4 mm in diameter are left as they are, while they are normally grouted when they exceed 5 mm in diameter.

Cement is a porous material that tends to absorb liquids which get in contact with its surface, which is why it must be protected with special products such as anti wear sealant and Anti stain sealant. It is therefore important to avoid the stagnation of liquids on the surfaces and especially the prolonged contact between cement and wet objects such as vases, bottles, glasses or plastic sheets: incorrect evaporation of liquids can cause stains that are difficult to remove.

Clean the surface with water and neutral detergent with a low content of wax (for ex. marble flooring products). Stubborn stains can be cleaned by using a solution containing 10% diluted ammonia/bleach, which is 1 part bleach for 10 parts water.



# Materials

100% Polyurethane tech



Il poliuretano Tech è un poliuretano strutturale quindi non necessita di alcuna struttura metallica interna. È un materiale ad alta densità (600-700 Kg/m<sup>3</sup>) che permette di realizzare qualsiasi forma, con spessori anche molto sottili. Ha un'elevata resistenza agli urti, ben superiore a quella dei tradizionali rigidi strutturali, mantenendo comunque una gradevole elasticità in termini di comfort. Ha una buona resistenza al graffio.

Pulire le sedute in poliuretano è molto semplice, pratico e veloce. Per prima cosa è necessario rimuovere lo sporco dalla seduta, per garantire la durata dei prodotti pulisci le superfici utilizzando solo acqua tiepida e sapone neutro. Non utilizzare solventi aggressivi come l'acetone o detersivi a base di benzine e alcalini che possono aggredire chimicamente il materiale compromettendone estetica e integrità strutturale.

The polyurethane Tech is a structural polyurethane, therefore it does not need any inner metallic structure. Is a high density material (600-700 Kg/m<sup>3</sup>) that enables to make any shape with very thin designs. Tech has a high shock resistance, much higher if compared to traditional structural rigid PU, keeping at the same time a good elasticity in terms of seating comfort. It has a good resistance to scratches too.

Cleaning polyurethane seats is very simple, practical and fast. First of all, it is necessary to remove the dirt, then you must moisten a cloth with water and with a suitable specific product that is not too aggressive. To ensure the durability of the products, clean the surfaces using only warm water and neutral soap. Do not use aggressive solvents such as acetone or petrol and alkaline based detergents which can chemically attack the material compromising its aesthetics and structural integrity.

# Materials

100% Polyethylene



100% Translucent polyethylene



Il polietilene è un materiale plastico molto adatto all'arredo esterno. Ha una superficie particolarmente pratica, lavabile, resistente ai raggi UV e agli agenti atmosferici nel corso del tempo. Ha un'elevata resistenza agli urti, una resistenza eccellente alla corrosione e ai prodotti chimici. Non è penetrabile da liquidi come acqua, soluzioni saline o alcool. Non utilizzare acidi ossidanti, quali acido Nitrico, acido solforico o alogeni.

Polyethylene is a plastic material that is perfectly suitable for outdoor furniture. Its surface is particularly practical, washable, UV and weather-resistant over the time. Not penetrable by liquids such as water, salt solutions or alcohol, this material stands out also for its high-impact resistance and its excellent resistance to corrosion and chemicals. Do not use oxidising acids, such as nitric acid, sulphuric acid or halogens.



# Materials

Textilene .....



White Dove Silver black Silver Red



Coffee

Il Textilene è una fibra di poliestere protetta da un rivestimento in PVC. Le fibre vengono poi legate insieme in modo da ottenere una sostanza fibrosa particolarmente solida e permanente, resistente allo stiramento ed immune da strappi. La caratteristica più importante è la sua elasticità, offre un'eccellente resistenza alle muffe e alle macchie, e presenta un trattamento superficiale contro la degradazione UV.

Il textilene può essere pulito semplicemente con un panno di spugna con acqua saponata. Abrasivi e solventi devono essere assolutamente evitati! Si asciuga molto rapidamente a causa della loro struttura aperta.

Textilene is a polyester fiber protected by a PVC coating. The fibers are bonded together so in order to obtain a particularly solid fibrous material which is durable, resistant to stretching and wear resistant too. The most important characteristic is its elasticity, offers excellent resistance to inhibits mold and stains, and has a surface treatment against UV degradation.

Textilene can simply be cleaned with a sponge cloth with soapy water. Abrasives and solvents must absolutely be avoided! It dries very quickly due to their open structure.

# Materials



Tessuto 100% polyolefinic / 100% polyolefinic fabric .....



Plain taupe Mambo canvas Mambo light blue Taupe Stripe canvas



Stripe light blue Quadro taupe Mélange beige Plain white Mambo sand



Plain beige Plain mud Black Plain grey Plain ochre



Plain bordeaux Plain sky



# Materials



Tessuto 100% pp / 100% pp fabric



Ecu linen



Ecu beige



Outmap turquoise



Stripe white



Outmap plum




Outmap grey



Outmap olive



Outcross sky



White-grey



Grey



Stripe grey



Green



Stripe green



Dove



Dove grey



Stripe blue



Burgundy red



Mambo beige



White



Wide stripe ecru

# Materials

Tessuto 100% pp / 100% pp fabric



Jungle



Beige



# Materials



Tessuto 100% olefin, idrorepellente / 100% olefin fabric, water repellent



Castle white



Dark dark



Light grey m lange



Dark grey



Warm white



Inkas white



Dark grey



Light grey



Dark grey



Silver



Plain white



Indian red



Mouse grey




True navy blue

# Materials



Tessuto 100% acrilico, idrorepellente / 100% acrylic fabric, water repellent



White



Blue



Dove



Grey



Peach



Blu ice



Tessuto 100% pl FR, infiammabile classe 1 / 100% fabric pl FR, flammability class 1



Twill black



Twill yellow



Ocean pattern



City life pattern



Twill rust



# Materials

Cover .....



Realizzato con un accoppiato in 3 strati. I due strati esterni sono di propilene ed hanno funzione sia estetica, sia di protezione della membrana interna. La membrana interna è il tessuto tecnico che svolge la maggior parte del lavoro e che ha le proprietà di permeabilità all'aria e impermeabilità. Lavaggio: acqua e sapone, no lavaggio a macchina o a secco.

- Composizione tessuto: polipropilene
- Peso del tessuto: gr 170 circa
- Resistenza alla lacerazione (chiodo):  
N(MD) 180 - norma EN12310-1
- Resistenza alla penetrazione d'acqua:  
mm 1200 - norma EN 1928
- Permeabilità all'aria l/(mq-s):  
norma EDANA 140.2-99
- Trasmissione del vapore acqueo: Sd value m 0,051 - norma EN 12752.
- Protezione contro i raggi UV 500/1000 ore

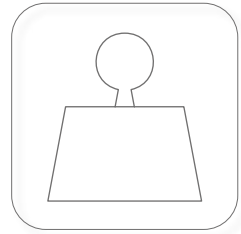
It is made of three coupled layers. The external ones are made of propylene whose function is not only the aesthetic one, since it also protects the internal membrane. Such membrane is the technical fabric that plays the most important role: the permeability to air and the impermeability. Washing: to wash with soap and water, do not wash in washing machine or dry cleaning.

- Composition of the fabric: propylene
- Weight of the fabric: about gr 170
- Resistance to laceration (nail):  
N(MD) 180 - EN12310-1 Standard
- Resistant to water penetration:  
mm 1200 - EN 1928 Standard
- Resistance to air penetration l/(mq-s):  
EDANA 140.2-99 Standard
- Water vapor transmission: Sd value m 0,051 - regulation EN 12752.
- protection against UV 500/1000 hours



# Technical information


Legenda / Legend



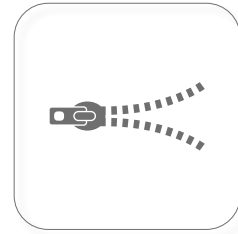
Peso netto KG  
Net weight KG



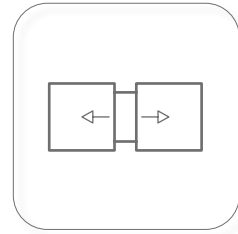
Unità per imballo  
Unit for box



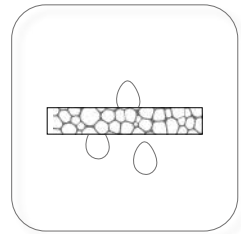
Resistente alle intemperie  
Weather-resistant



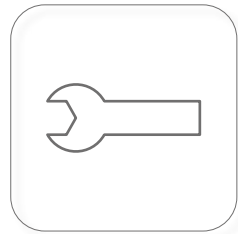
Cuscineria sfoderabile  
Removable lining



Tavolo allungabile  
Extending table



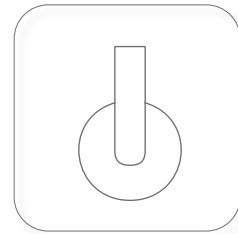
Imbottitura in dry foam  
Quick dry foam padding



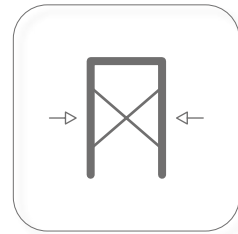
Articolo da assemblare  
To assemble



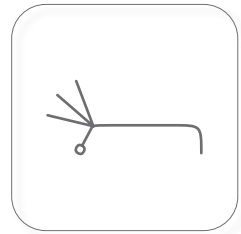
Impilabile  
Stackable



Piedini con ruote  
Feet with wheels



Pieghevole  
Folding



Schienale reclinabile  
Recliner backrest



Sedute per tavolo  
Table seats



Impilate a carrello  
Stacked on trolley



Facile da pulire  
Easy clean



Provisto di illuminazione  
With lighting system



Alimentazione a batteria  
Battery powered



Alimentazione a 220V  
220V power supply

Per ogni articolo sono indicate caratteristiche, dimensioni, peso, numero dei pezzi nell'imballo, materiali e colori.


For each item are provided features, sizes, weight, packaging, material, available colours.

# Technical information


Legenda / Legend



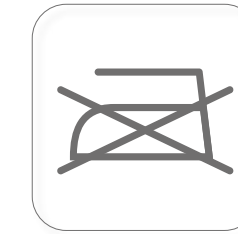
Lavare a mano  
Hand wash



Non asciugare a tamburo  
Not machine dryable



Non lavare a secco  
Not dry cleanable



Non stirare  
Do not iron



Non usare candeggina  
Do not use bleach

Per ogni articolo sono indicate caratteristiche, dimensioni, peso, numero dei pezzi nell'imballo, materiali e colori.

For each item are provided features, sizes, weight, packaging, material, available colours.



## CONDIZIONI GENERALI DI VENDITA

1. I colori, disegni e misure dei prodotti presenti nel catalogo sono indicativi. La Talenti Spa ha facoltà di eliminare o modificare i modelli delle proprie collezioni senza alcun preavviso.
2. I prezzi dei modelli standard sono espressi nello specifico listino prezzi fornito dall'azienda. Per quanto riguarda gli articoli su misura il preventivo verrà tempestivamente fornito dalla Talenti dietro richiesta del cliente.
3. L'acquirente è tenuto a controllare sempre la merce e ad indicare nel DDT la data di ricevimento, la persona che la riceve ed il timbro della ditta, nonché le eventuali anomalie nel materiale.
- Talenti Spa accetterà esclusivamente reclami presentati entro 5 (cinque) giorni dal ricevimento della merce.
4. La Talenti Spa con la consegna al vettore in nessun caso risponde dei rischi a cui la merce è sottoposta durante il trasporto. Quindi eventuali ammanchi, rotture, deterioramenti o manomissioni sono a totale carico dell'acquirente.
5. Gli ordini dovranno essere fatti per scritto utilizzando i codici, descrizioni e prezzo come da catalogo e listini prezzi relativi.
6. Per ogni controversia è competente il foro di Terni (Italia).

## GENERAL CONDITIONS OF SALE

1. The colours, drawings and sizes of the products in this catalogue are approximate. Talenti Spa reserves the right to discontinue or change the models in its collections at any time without advance notice.
2. The prices of the standard models are expressed in the specific price list that Talenti Spa will provide. Concerning customized items the offer will be immediately made and provided by Talenti Spa on request of the customer.
3. The purchaser is always required to inspect the goods and indicate on the transport document the date of receipt, the person who received it and the company's stamp, as well as any anomalies found in the material. Talenti Spa will not accept any claims presented more than 5 (five) days after receipt of the goods.
4. Once Talenti Spa has delivered products to the carrier, it is no longer responsible for risks these are subject to during transport. The purchaser is thus totally responsible for any missing pieces, breakage, deterioration or tampering.
5. Orders must be in writing using the codes, descriptions and prices shown in the catalogue and price lists.
6. The Court of Terni (Italy) will be exclusively competent for any disagreements.

## INFORMATIVA AI SENSI ART.13 D. Lgs. n. 196/03

"Codice in materia di protezione dei dati personali"

Il trattamento dei dati personali si svolge nel rispetto dei diritti e delle libertà fondamentali, con particolare riferimento alla riservatezza e al diritto alla protezione.

Il trattamento viene effettuato per adempiere ad obblighi amministrativo-contabili e fiscali e per l'esecuzione degli obblighi contrattuali.

I Vs. dati possono essere comunicati, oltre che a tutti gli incaricati del trattamento all'interno dell'azienda, a consulenti amministrativi, contabili e legali, ad Istituti Bancari.

Titolare del trattamento è TALENTI SPA avente sede legale in Strada Amerina km 4,5, 05022 - Amelia (Tr) - Italy  
 Al Titolare del trattamento ci si potrà rivolgere per far valere i diritti previsti dall'art. 7 del D.Lgs 196/03.

## NOTICE UNDER DL 196/2003, THE PRIVACY LAW

*Your personal information will be handled with respect for your rights and fundamental liberties and with particular reference to confidentiality and the right of protection. Your information will be handled to fulfil our administrative, accounting and tax obligations and to fulfil our contractual obligations. In addition to the company's employees assigned to handle your information internally, it may also be communicated to administrative, accounting and legal consultants and to banks.*

*The owner of the information for handling purposes is Talenti spa, which is located at Strada Amerina km 4,5, 05022 - Amelia (Tr) - Italy  
 You may contact the owner to assert your rights under article 7 of DL 196/2003.*



GRUENBECK.CO.AT, A-1050 Wien, Margaretenstr. 93, Tel:+43 1 544 83 39  
interior architects | design brand stores on 4 levels | customized furniture

© 2024/2025 - Talenti spa - Prima edizione  
Tutti i diritti riservati - All rights reserved

GRAPHIC DESIGN CONCEPT:  
Studio Palomba Serafini Associati  
Talenti Technical Department

GRAPHIC DESIGN EDITING:  
Talenti Technical Department

PHOTOS:  
Giordano Mocchegiani  
Giordano Mocchegiani per Rplus  
Leonardo Zen  
Roberto Sacchini  
Gruppo Bento

Karim Rashid by Mario Schmolka  
Ramón Esteve by Alfonso Calza

DECOR:  
Francesca Conti  
Silvia Garattoni  
Talenti Technical Department

POST PRODUCTION:  
Area 453

SELECTION:  
Studio 59

COPYWRITING:  
Talenti spa

THANKS TO:  
Paola Paronetto  
Noleggio Cose  
Serax  
Cedit-Ceramiche d'Italia (Made in Florim)  
Salvadori  
Rina Menardi  
Kristina Dam Studio  
101 Copenhagen  
Form and Refine  
Agave Fioristi  
Sheyn

Talenti spa  
Strada Amerina km 4,5  
05022 - Amelia (Tr) - Italy  
customerservice@talentispa.com  
www.talentispa.com